



Flinders University

Australian Industrial Transformation Institute

Labour Market Brief Australian Capital Territory

Summary

The ABS Labour Force Survey data for **Australian Capital Territory** released in May for April showed that in **original** terms:

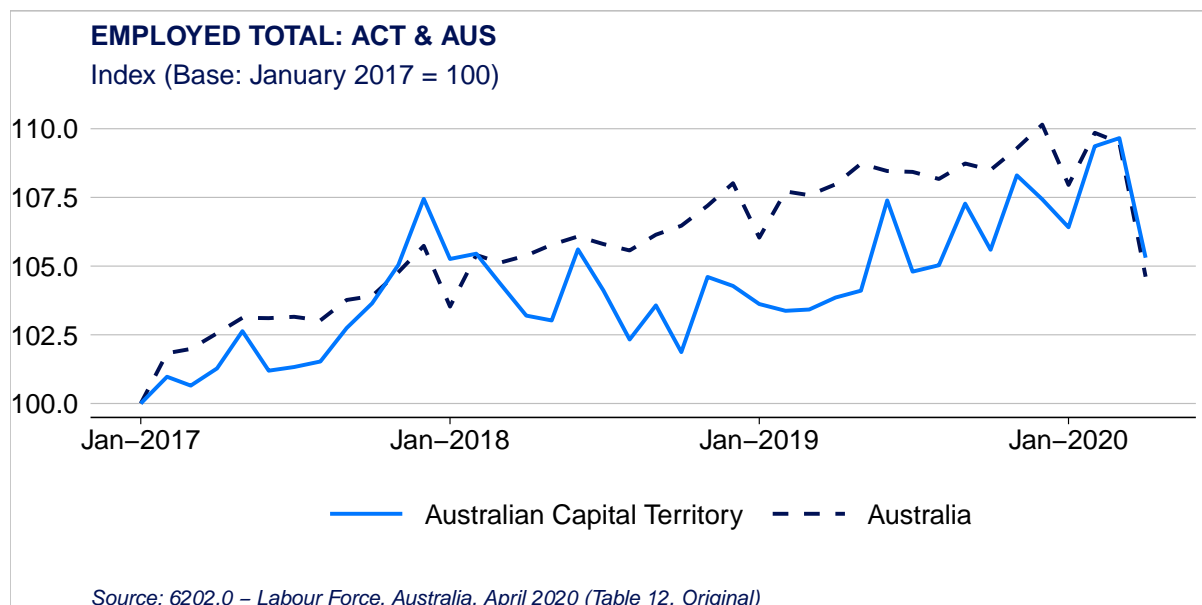
- Total *employment* decreased by 9,550 (-4.1%) to 231,101 people.
 - Over the past year, employment in Australian Capital Territory has increased by 3,182 (1.4%).
- Total *unemployment* increased by 1,114 (11.4%) to 9,739 people, and the *unemployment rate* increased by 0.5 percentage points to 4.0%.
 - Over the past year, unemployment in Australian Capital Territory has decreased by 1,588 (-16.3%), and the unemployment rate has decreased by 0.7 percentage points.
- Total *underutilisation* has increased by 9,109 (29.0%) to 31,376 people, and the *underutilisation rate* increased by 4.1 percentage points to 13.0%.
 - Over the past year, total underutilisation has increased by 7,420 (23.6%) and the underutilisation rate has increased by 3.0 percentage points.

Nationally in April:

- Total *employment* decreased by 579,755 (-4.7%) to 12.43 million people.
 - Over the past year, employment in Australia has decreased by 399,572 (-3.2%).
- Total *unemployment* increased by 63,814 (7.7%) to 832,490 people and the *unemployment rate* increased by 0.7 percentage points to 6.3%.
 - Over the past year, unemployment in Australia has increased by 118,127 (14.2%) and the *unemployment rate* has increased by 1.0 percentage points.
- Total *underutilisation* increased by 674,769 (25.7%) to 2.63 million people, and the *underutilisation rate* increased by 5.6 percentage points to 19.8%.
 - Over the past year, total underutilisation has increased by 778,981 (29.6%) and the underutilisation rate has increased by 6.1 percentage points.

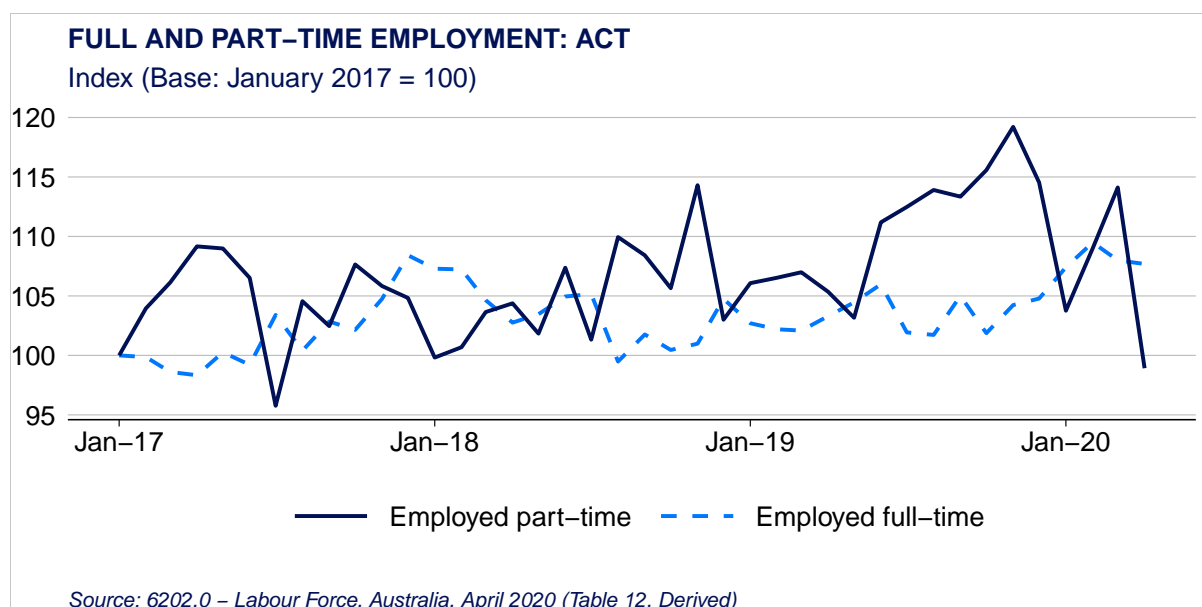
Employment

- In April, original employment in Australian Capital Territory decreased by 9,550 (-4.1%) to 231,101 people.
- Compared with April last year, total employment in Australian Capital Territory has increased by 3,182 (1.4%).
- Nationally, employment in decreased by 579,755 (-4.7%) to 12.43 million people.



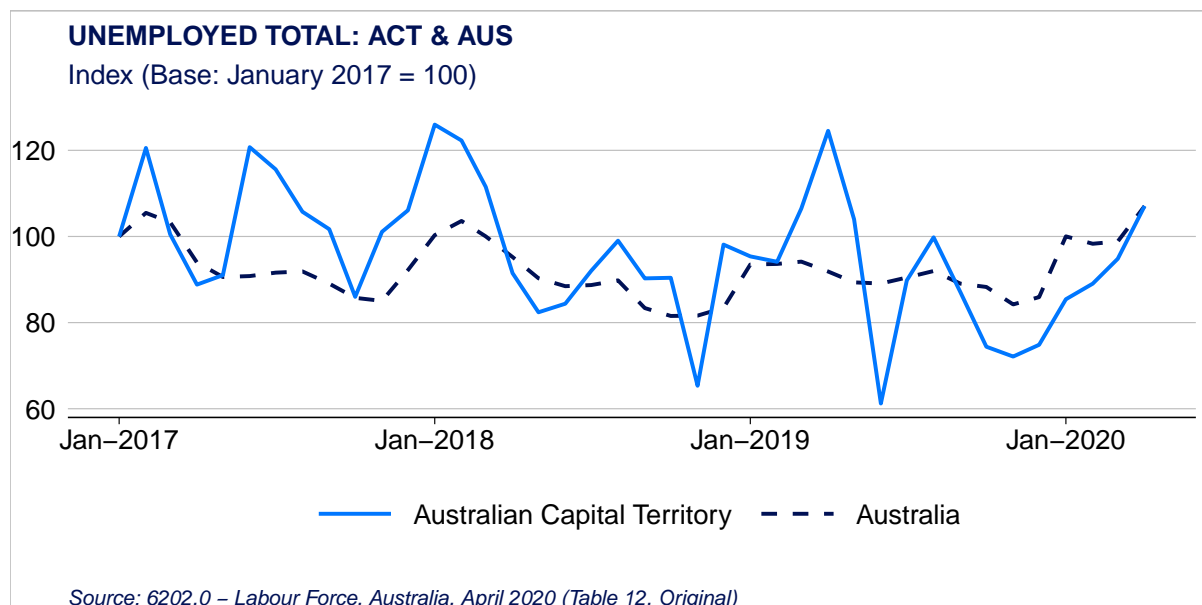
Full and Part Time Employment

- Full-time employment in Australian Capital Territory decreased by 491 (-0.3%) to 172,119 in April, and has increased by 7,013 (4.1%) over the year.
- Part-time employment in Australian Capital Territory, in original terms decreased by 9,059 (-15.4%) to 58,982 in April. Part-time employment has decreased by 3,831 (-6.5%) over the last year.



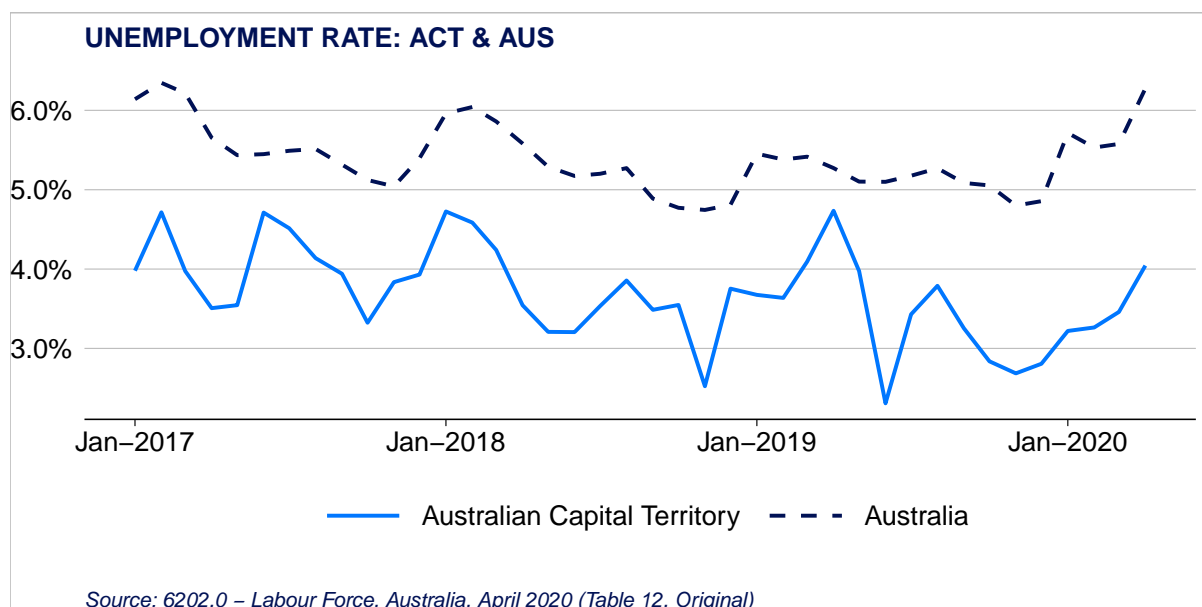
Unemployment

- In April, the total number of unemployed people in Australian Capital Territory increased by 1,114 (11.4%) to 9,739.
- Compared with April last year, unemployment in Australian Capital Territory has decreased by 1,588 (-16.3%) people.
- Nationally, total unemployment in April increased by 63,814 (7.7%) to 832,490 people.



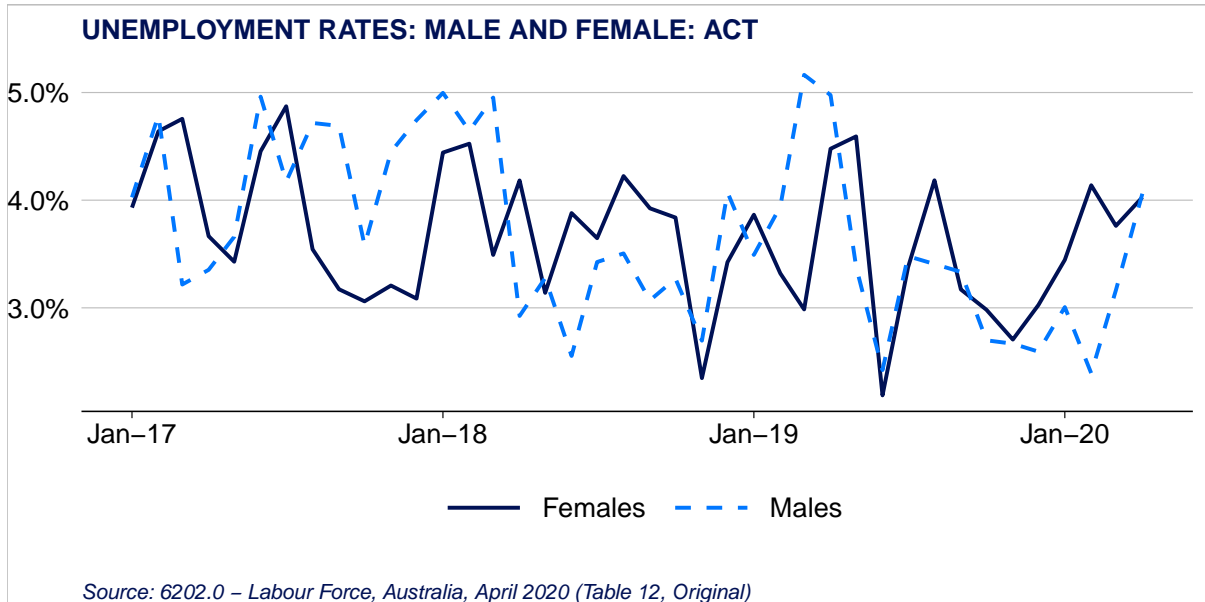
Unemployment Rate

- In April, the original unemployment rate in Australian Capital Territory increased by 0.5 percentage points to 4.0%.
- Compared with April last year, the unemployment rate in Australian Capital Territory has decreased by 0.7 percentage points.
- Nationally, unemployment increased by 0.7 percentage points to 6.3%.



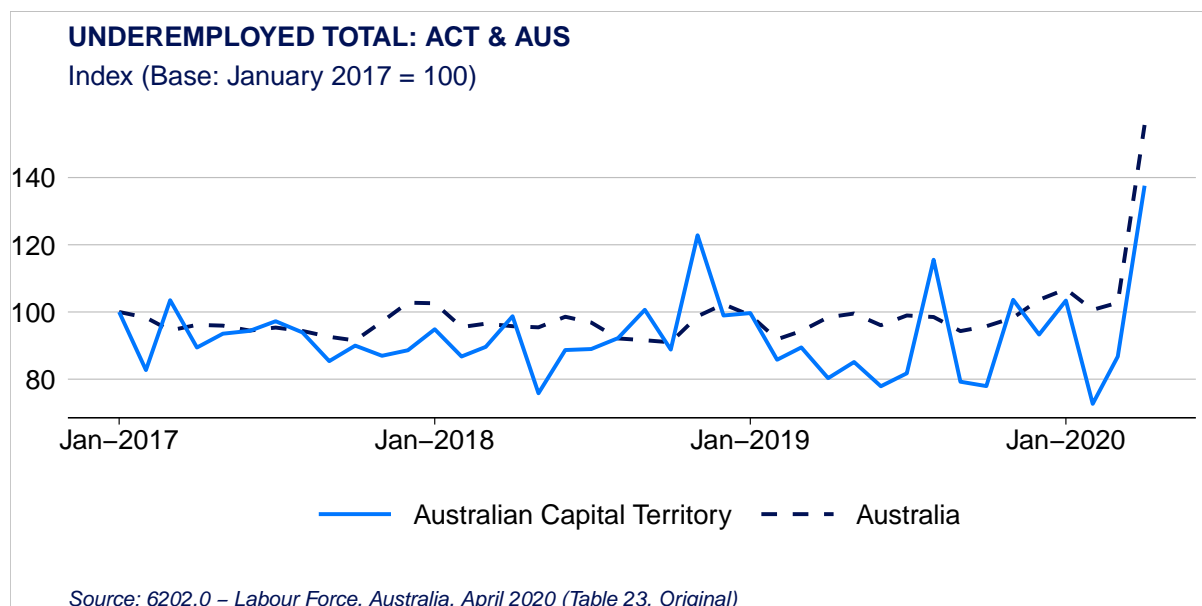
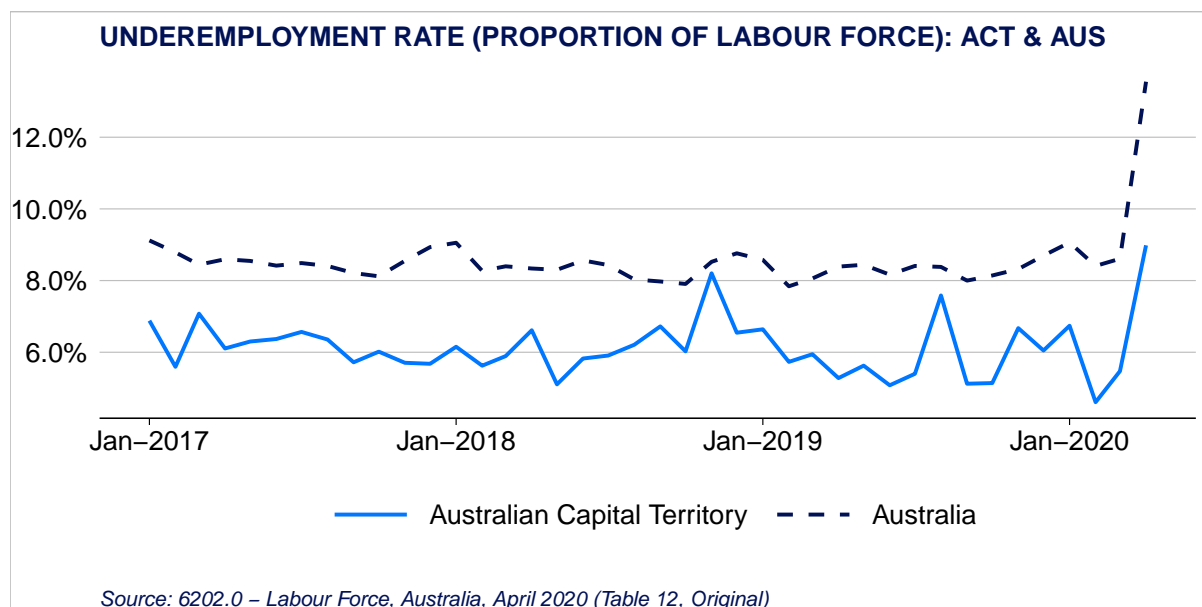
Male and Female Unemployment Rates

- In April, the original unemployment rate for males in Australian Capital Territory increased by 0.9 percentage points to 4.1%.
- Compared with April last year male unemployment in Australian Capital Territory has decreased by 0.9 percentage points.
- In the same period, the original unemployment rate for females in increased by 0.2 percentage points to 4.0%.
- Compared with April last year female unemployment in Australian Capital Territory has decreased by 0.5 percentage points.



Underemployment

- The underemployment rate increased by 3.5 percentage points to 9.0%. The total number of people underemployed has increased by 7,994 (36.9%) to 21,637 people.
- Over the past year, total underemployment has increased by 9,008 (41.6%).
- Nationally, the underemployment rate in April increased by 4.9 percentage points to 13.5% and the total number of people underemployed increased by 610,955 (34.0%) to 1.80 million



Underutilisation

- The underutilisation rate increased by 4.1 percentage points to 13.0%. Over the past month, the number of underutilised people has increased by 9,109 (29.0%) to 31,376.
- Over the past year, underutilisation in Australian Capital Territory has increased by 7,420 (23.6%).
- Nationally the underutilisation rate in April increased by 5.6 percentage points to 19.8%, and the total number of underutilised people increased by 674,769 (25.7%) to 2.63 million.

