



Labour Market Brief Australian Capital Territory

Summary

The ABS Labour Force Survey data for **Australian Capital Territory** released in January for December showed that in **original** terms:

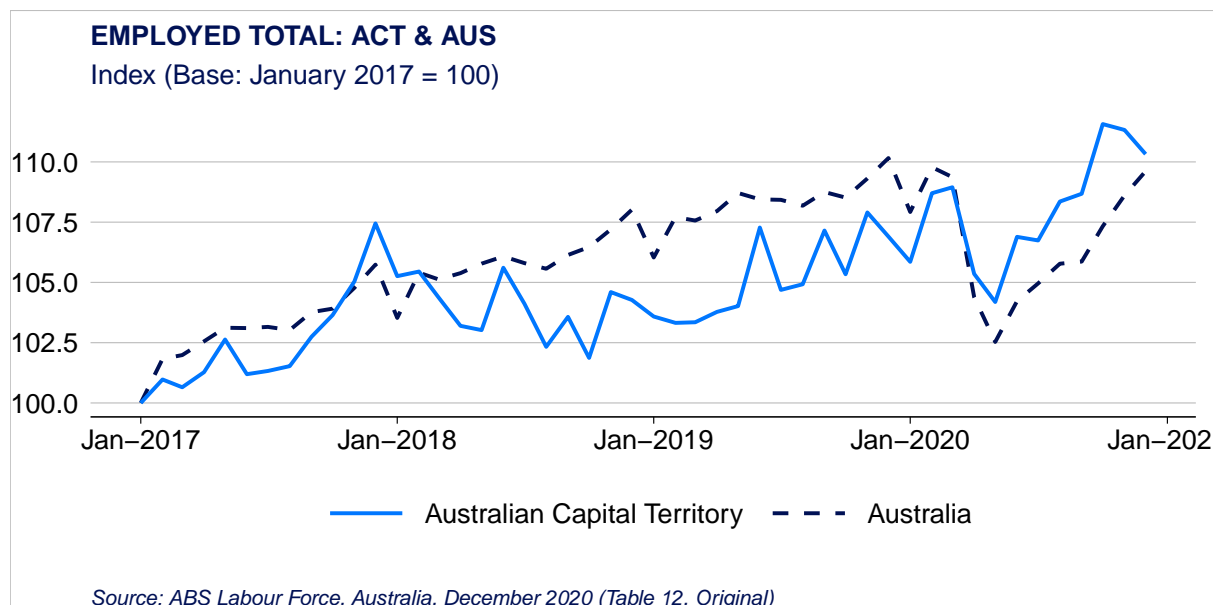
- Total *employment* decreased by 2,200 (-0.9%) to 242,109 people.
 - Over the past year, employment in Australian Capital Territory has increased by 7,505 (3.1%).
- Total *unemployment* decreased by 173 (-1.9%) to 9,011 people, and the *unemployment rate* remained steady at 3.6%.
 - Over the past year, unemployment in Australian Capital Territory has increased by 2,239 (24.8%), and the unemployment rate has increased by 0.8 percentage points.
- Total *underutilisation* has increased by 604 (2.4%) to 24,794 people, and the *underutilisation rate* increased by 0.4 percentage points to 9.9%.
 - Over the past year, total underutilisation has increased by 3,587 (14.5%) and the underutilisation rate has increased by 1.1 percentage points.

Nationally in December:

- Total *employment* increased by 119,338 (0.9%) to 13.03 million people.
 - Over the past year, employment in Australia has decreased by 64,857 (-0.5%).
- Total *unemployment* decreased by 1,618 (-0.2%) to 875,889 people and the *unemployment rate* decreased by 0.1 percentage points to 6.3%.
 - Over the past year, unemployment in Australia has increased by 208,930 (23.9%) and the *unemployment rate* has increased by 1.5 percentage points.
- Total *underutilisation* decreased by 41,308 (-1.9%) to 2.13 million people, and the *underutilisation rate* decreased by 0.4 percentage points to 15.3%.
 - Over the past year, total underutilisation has increased by 267,829 (12.6%) and the underutilisation rate has increased by 1.8 percentage points.

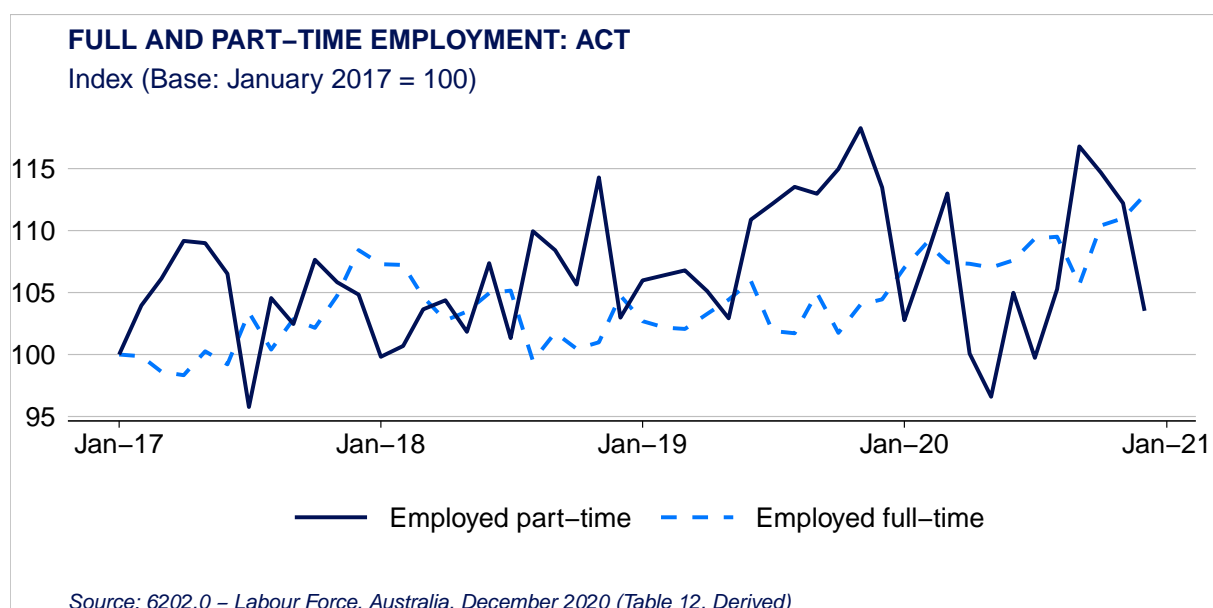
Employment

- In December, original employment in Australian Capital Territory decreased by 2,200 (-0.9%) to 242,109 people.
- Compared with December last year, total employment in Australian Capital Territory has increased by 7,505 (3.1%).
- Nationally, employment in increased by 119,338 (0.9%) to 13.03 million people.



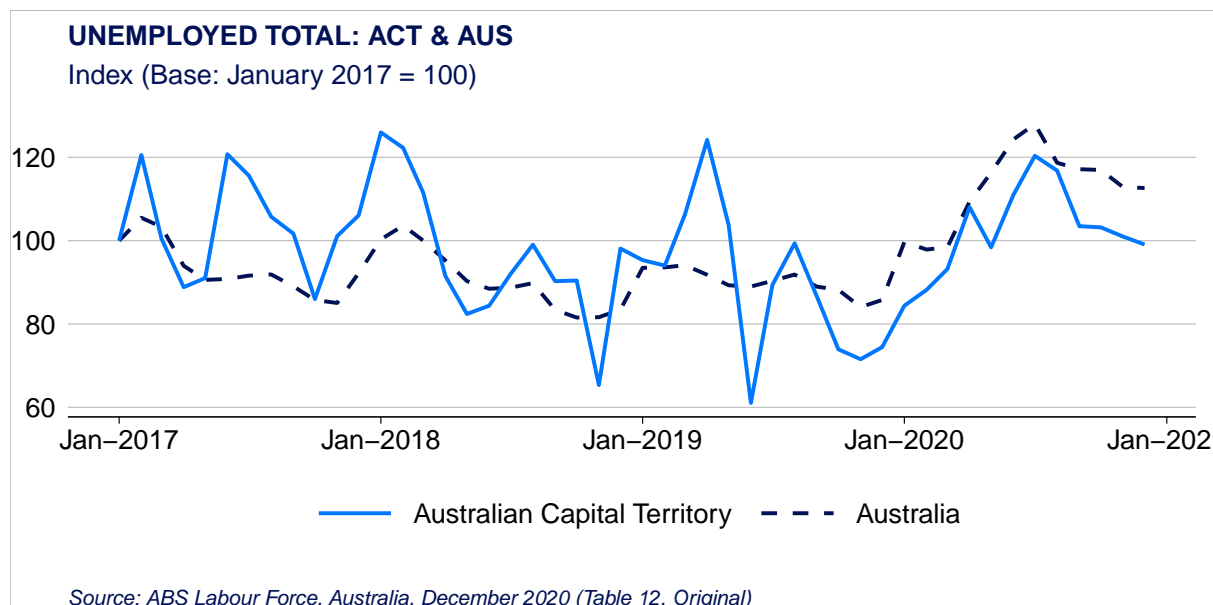
Full and Part Time Employment

- Full-time employment in Australian Capital Territory increased by 2,977 (1.7%) to 180,383 in December, and has increased by 13,440 (7.5%) over the year.
- Part-time employment in Australian Capital Territory, in original terms decreased by 5,177 (-8.4%) to 61,726 in December. Part-time employment has decreased by 5,935 (-9.6%) over the last year.



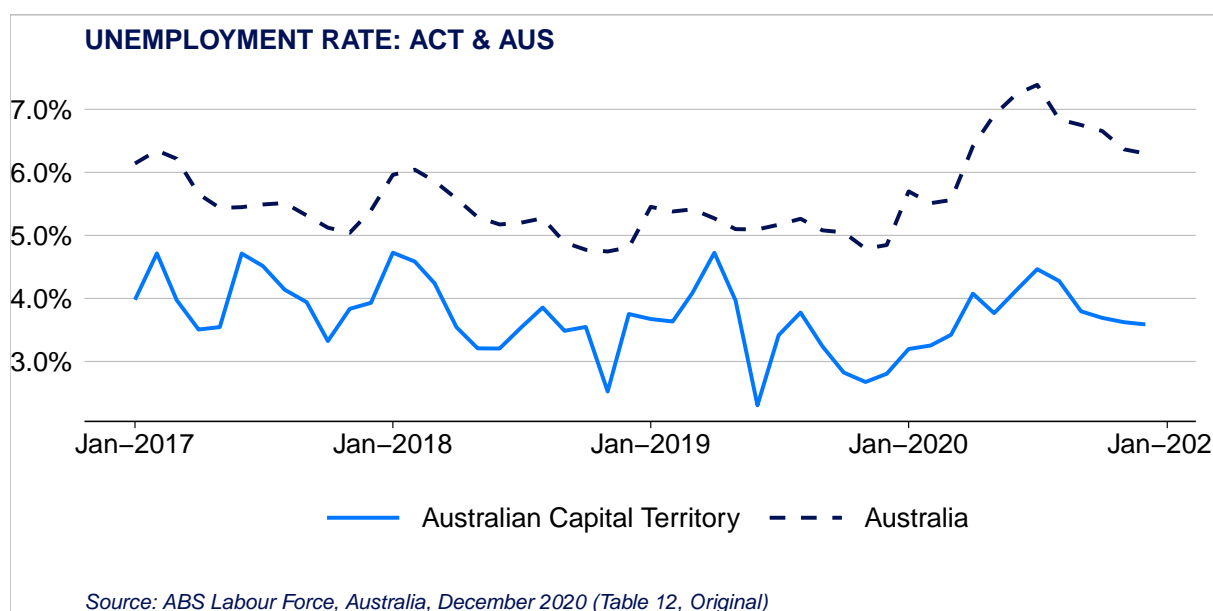
Unemployment

- In December, the total number of unemployed people in Australian Capital Territory decreased by 173 (-1.9%) to 9,011.
- Compared with December last year, unemployment in Australian Capital Territory has increased by 2,239 (24.8%) people.
- Nationally, total unemployment in December decreased by 1,618 (-0.2%) to 875,889 people.



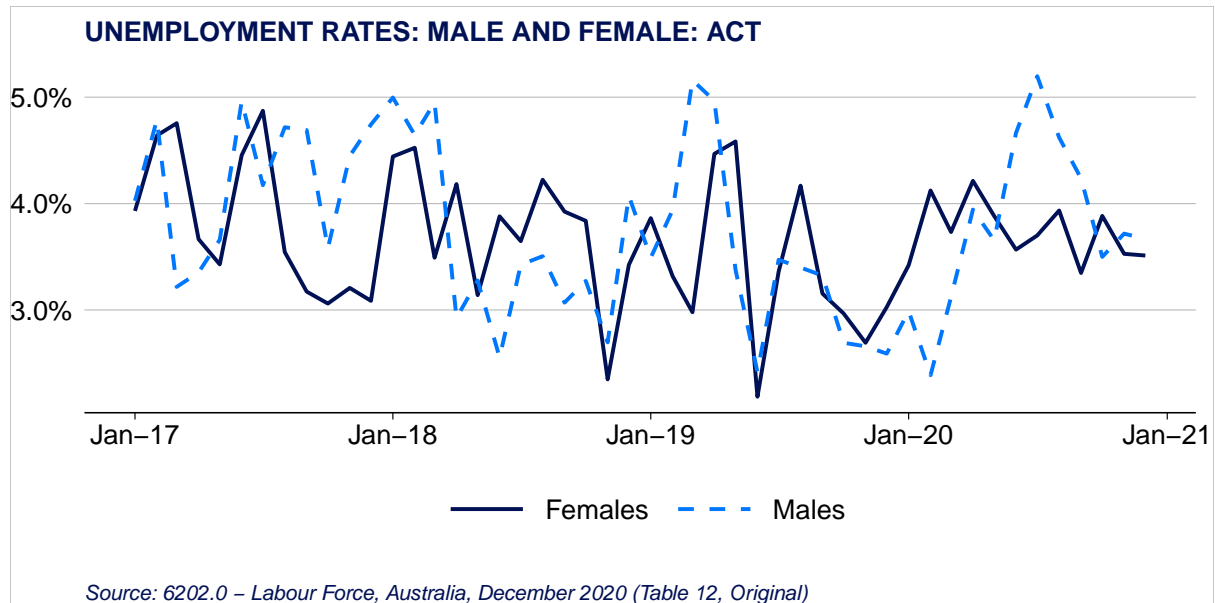
Unemployment Rate

- In December, the original unemployment rate in Australian Capital Territory remained steady at 3.6%.
- Compared with December last year, the unemployment rate in Australian Capital Territory has increased by 0.8 percentage points.
- Nationally, unemployment decreased by 0.1 percentage points to 6.3%



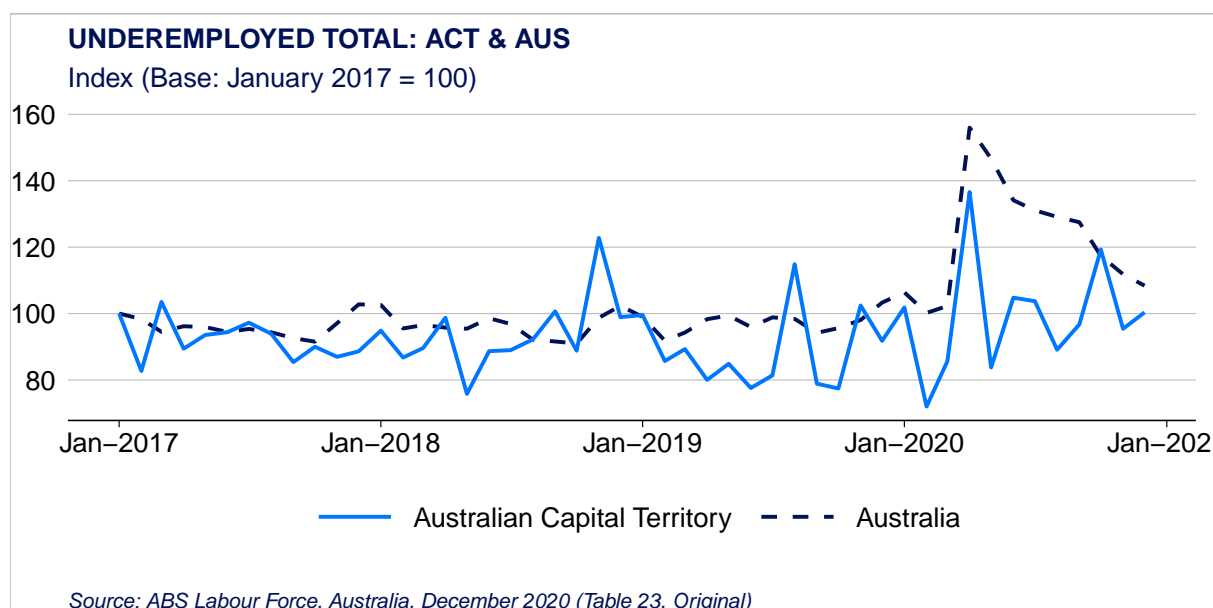
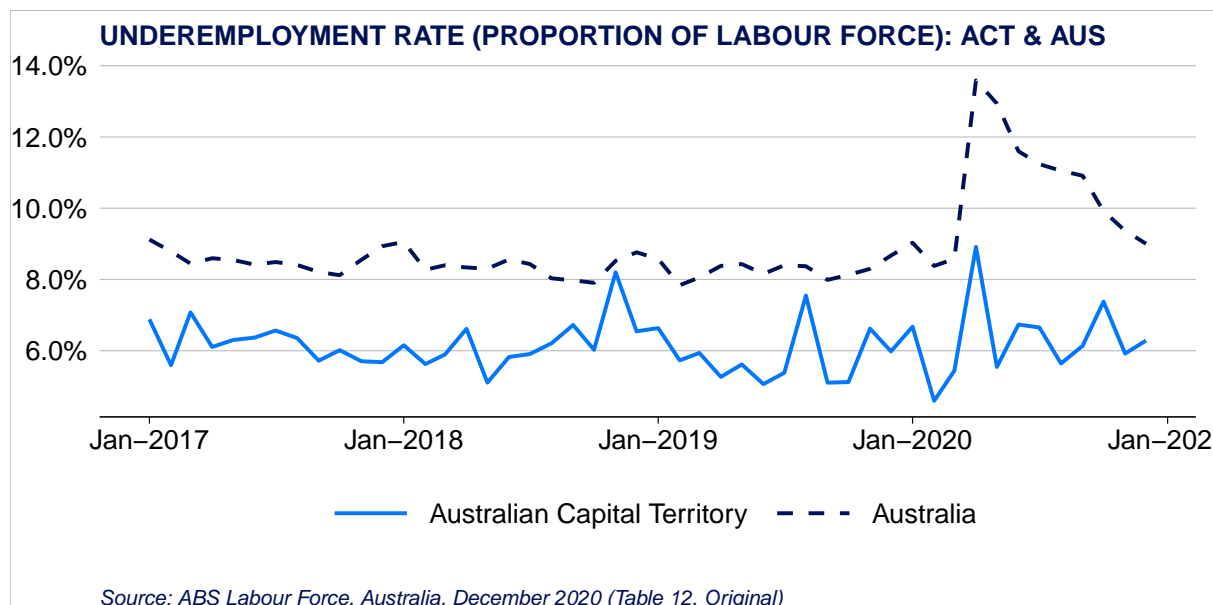
Male and Female Unemployment Rates

- In December, the original unemployment rate for males in Australian Capital Territory remained steady at 3.7%.
- Compared with December last year male unemployment in Australian Capital Territory has increased by 1.1 percentage points.
- In the same period, the original unemployment rate for females in remained steady at 3.5%.
- Compared with December last year female unemployment in Australian Capital Territory has increased by 0.5 percentage points.



Underemployment

- The underemployment rate increased by 0.4 percentage points to 6.3% . The total number of people underemployed has increased by 778 (4.9%) to 15,783 people.
- Over the past year, total underemployment has increased by 1,348 (8.5%).
- Nationally, the underemployment rate in December decreased by 0.4 percentage points to 9.0% and the total number of people underemployed decreased by 39,690 (-3.2%) to 1.25 million



Underutilisation

- The underutilisation rate increased by 0.4 percentage points to 9.9%. Over the past month, the number of underutilised people has increased by 604 (2.4%) to 24,794.
- Over the past year, underutilisation in Australian Capital Territory has increased by 3,587 (14.5%).
- Nationally the underutilisation rate in December decreased by 0.4 percentage points to 15.3%, and the total number of underutilised people decreased by 41,308 (-1.9%) to 2.13 million.

