



Flinders University

Australian Industrial Transformation Institute

Labour Market Brief Australian Capital Territory

Summary

The ABS Labour Force Survey data for **Australian Capital Territory** released in February for January showed that in **trend** terms:

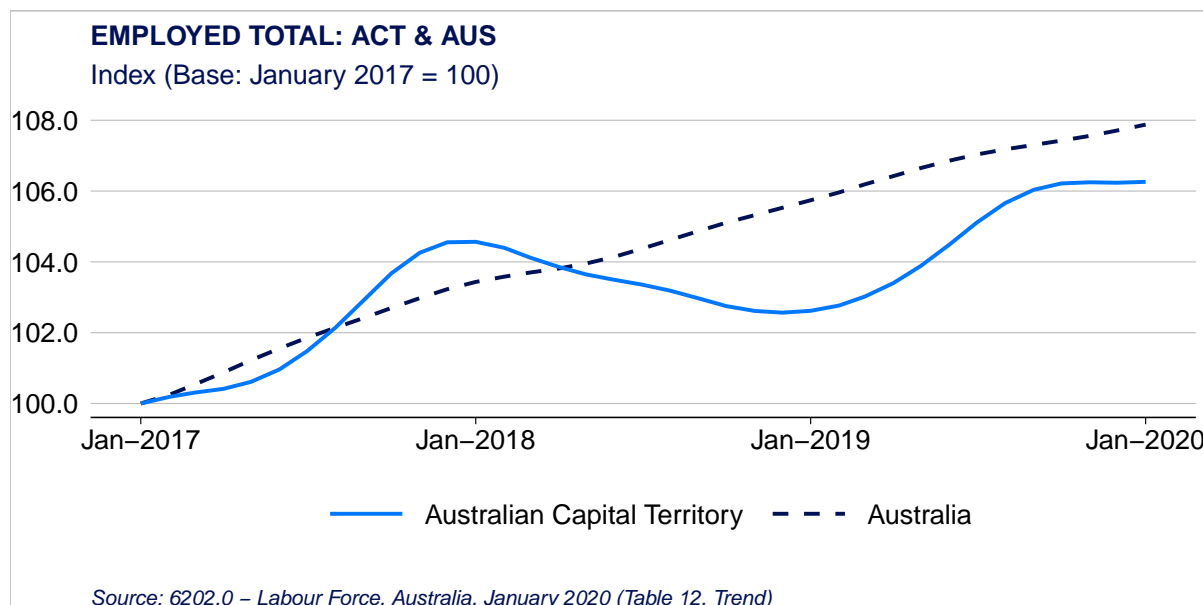
- Total *employment* increased by 57 (0.0%) to 234,652 people.
 - Over the past year, employment in Australian Capital Territory has increased by 8,046 (3.4%).
- Total *unemployment* decreased by 72 (-1.0%) to 7,325 people, and the *unemployment rate* decreased by 0.1 percentage points to 3.0%.
 - Over the past year, unemployment in Australian Capital Territory has decreased by 1,033 (-14.1%), and the unemployment rate has decreased by 0.6 percentage points.
- Total *underutilisation* has increased by 97 (0.4%) to 22,258 people, and the *underutilisation rate* remained steady at 9.2%.
 - Over the past year, total underutilisation has decreased by 551 (-2.5%) and the underutilisation rate has decreased by 0.5 percentage points.

Nationally in January:

- Total *employment* increased by 19,977 (0.2%) to 13.00 million people.
 - Over the past year, employment in Australia has increased by 257,378 (2.0%).
- Total *unemployment* increased by 568 (0.1%) to 709,625 people and the *unemployment rate* remained steady at 5.2%.
 - Over the past year, unemployment in Australia has increased by 34,401 (4.8%) and the *unemployment rate* has increased by 0.2 percentage points.
- Total *underutilisation* increased by 6,434 (0.3%) to 1.88 million people, and the *underutilisation rate* remained steady at 13.7%.
 - Over the past year, total underutilisation has increased by 89,823 (4.8%) and the underutilisation rate has increased by 0.4 percentage points.

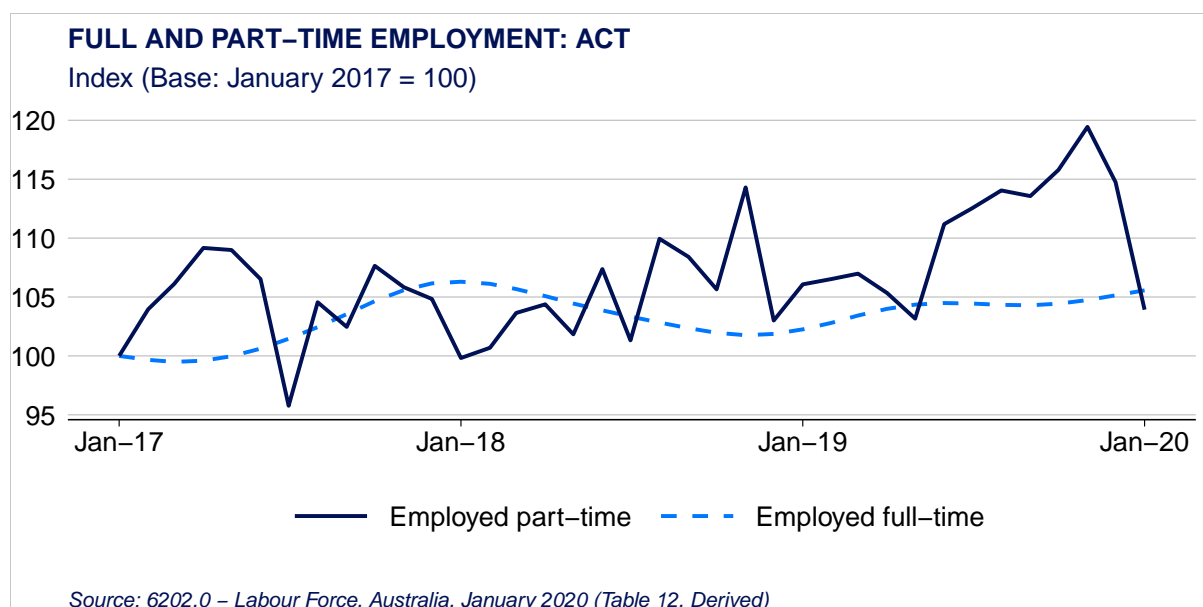
Employment

- In January, trend employment in Australian Capital Territory increased by 57 (0.0%) to 234,652 people.
- Compared with January last year, total employment in Australian Capital Territory has increased by 8,046 (3.4%).
- Nationally, employment in increased by 19,977 (0.2%) to 13.00 million people.



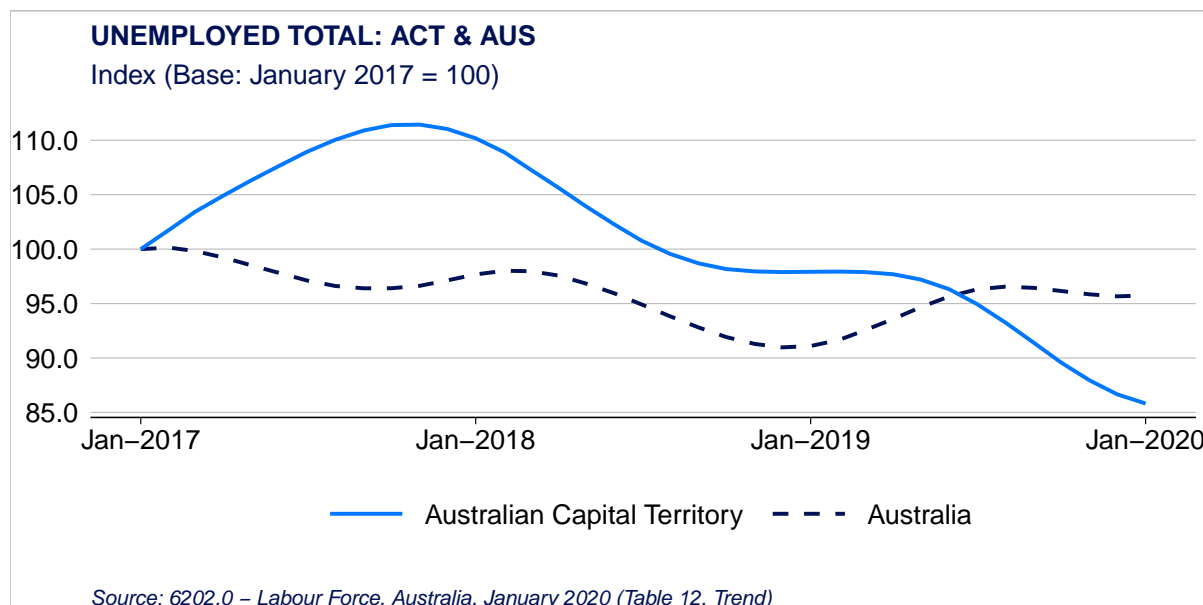
Full and Part Time Employment

- Full-time employment in Australian Capital Territory increased by 669 (0.4%) to 168,164 in January, and has increased by 5,271 (3.1%) over the year.
- Part-time employment in Australian Capital Territory, in original terms decreased by 6,455 (-10.4%) to 61,962 in January. Part-time employment has decreased by 1,282 (-2.1%) over the last year.



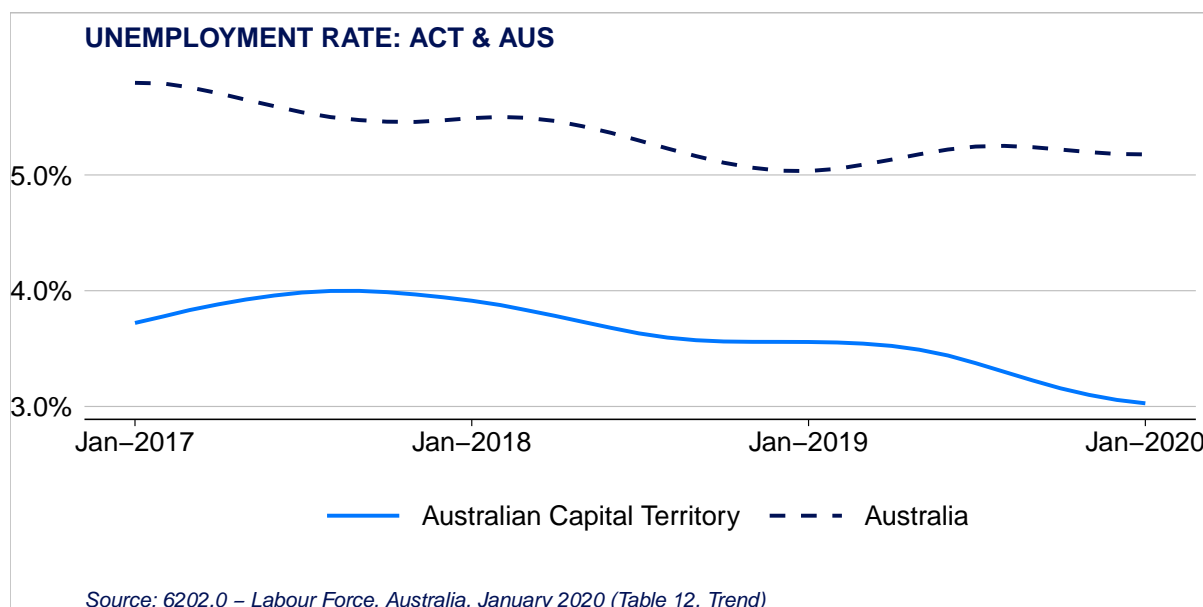
Unemployment

- In January, the total number of unemployed people in Australian Capital Territory decreased by 72 (-1.0%) to 7,325.
- Compared with January last year, unemployment in Australian Capital Territory has decreased by 1,033 (-14.1%) people.
- Nationally, total unemployment in January increased by 568 (0.1%) to 709,625 people.



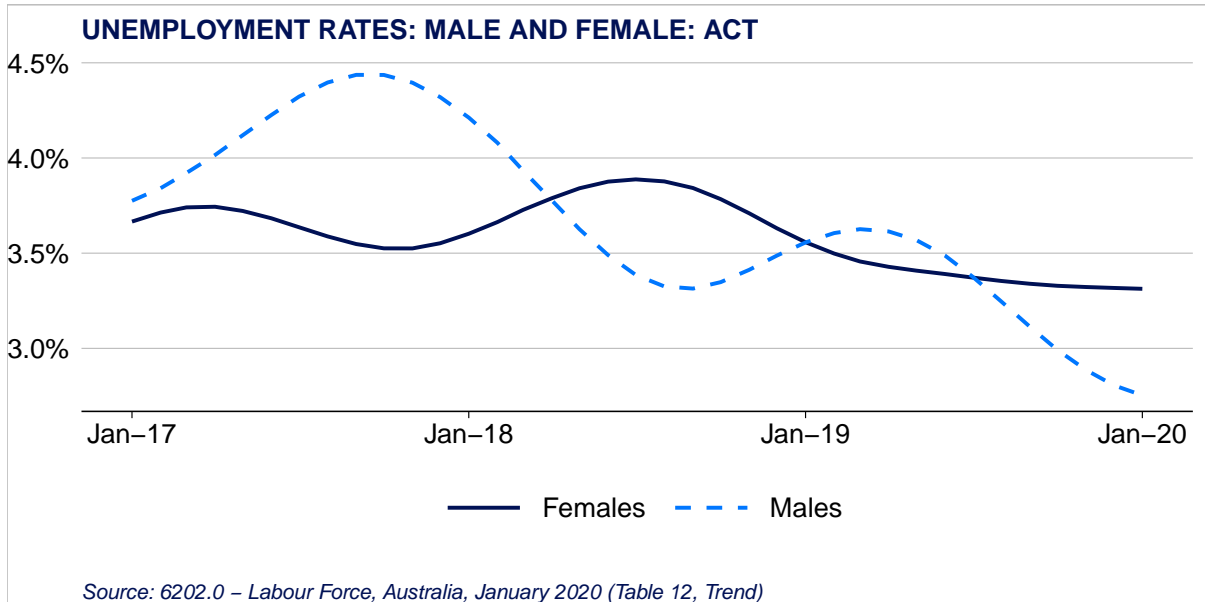
Unemployment Rate

- In January, the trend unemployment rate in Australian Capital Territory decreased by 0.1 percentage points to 3.0%.
- Compared with January last year, the unemployment rate in Australian Capital Territory has decreased by 0.6 percentage points.
- Nationally, unemployment remained steady at 5.2%



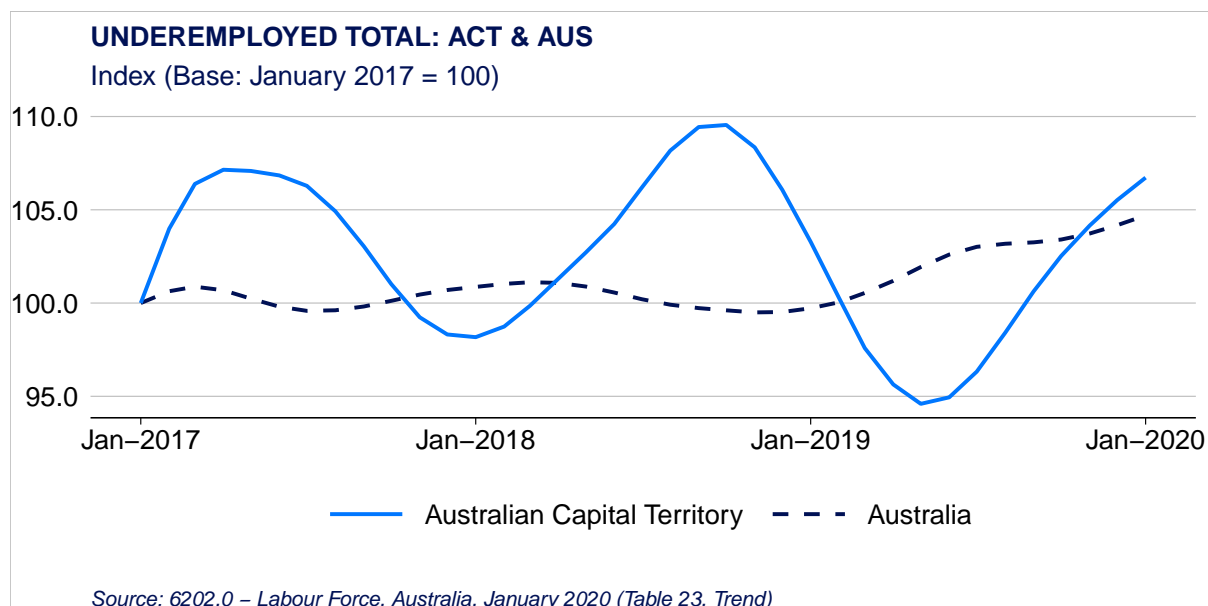
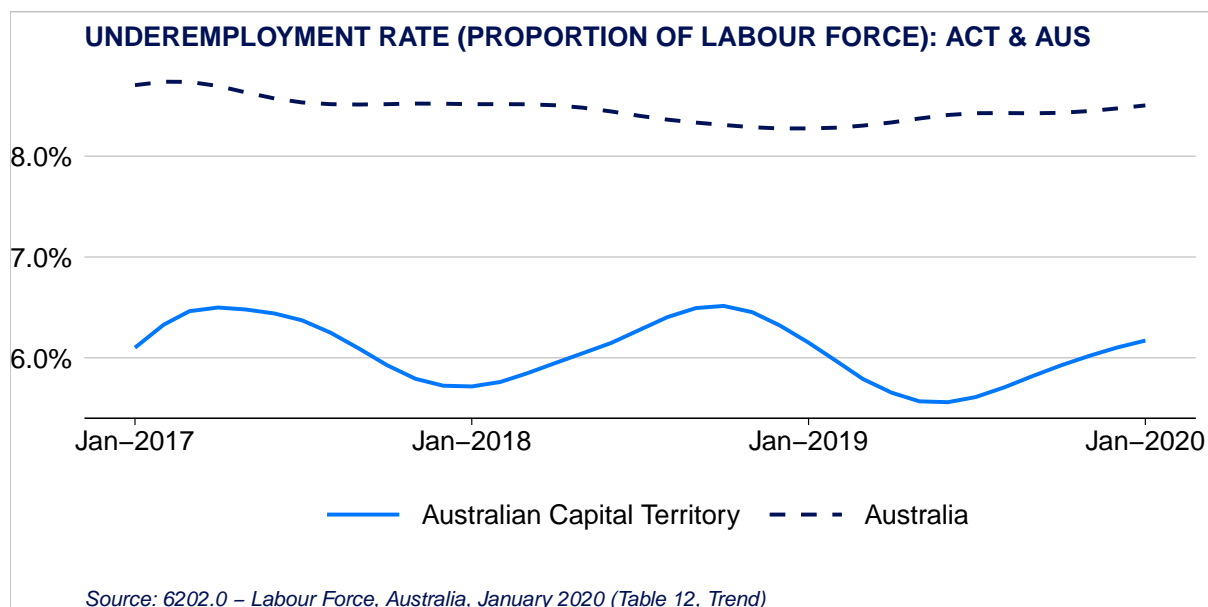
Male and Female Unemployment Rates

- In January, the trend unemployment rate for males in Australian Capital Territory remained steady at 2.8%.
- Compared with January last year male unemployment in Australian Capital Territory has decreased by 0.8 percentage points.
- In the same period, the trend unemployment rate for females in remained steady at 3.3%.
- Compared with January last year female unemployment in Australian Capital Territory has decreased by 0.3 percentage points.



Underemployment

- The underemployment rate increased by 0.1 percentage points to 6.2%. The total number of people underemployed has increased by 169 (1.1%) to 14,933 people.
- Over the past year, total underemployment has increased by 482 (3.2%).
- Nationally, the underemployment rate in January remained steady at 8.5% and the total number of people underemployed increased by 5,866 (0.5%) to 1.17 million



Underutilisation

- The underutilisation rate remained steady at 9.2%. Over the past month, the number of underutilised people has increased by 97 (0.4%) to 22,258.
- Over the past year, underutilisation in Australian Capital Territory has decreased by 551 (-2.5%).
- Nationally the underutilisation rate in January remained steady at 13.7%, and the total number of underutilised people increased by 6,434 (0.3%) to 1.88 million.

