



Flinders University

Australian Industrial Transformation Institute

Labour Market Brief Australian Capital Territory

Summary

The ABS Labour Force Survey data for **Australian Capital Territory** released in August for July showed that in **original** terms:

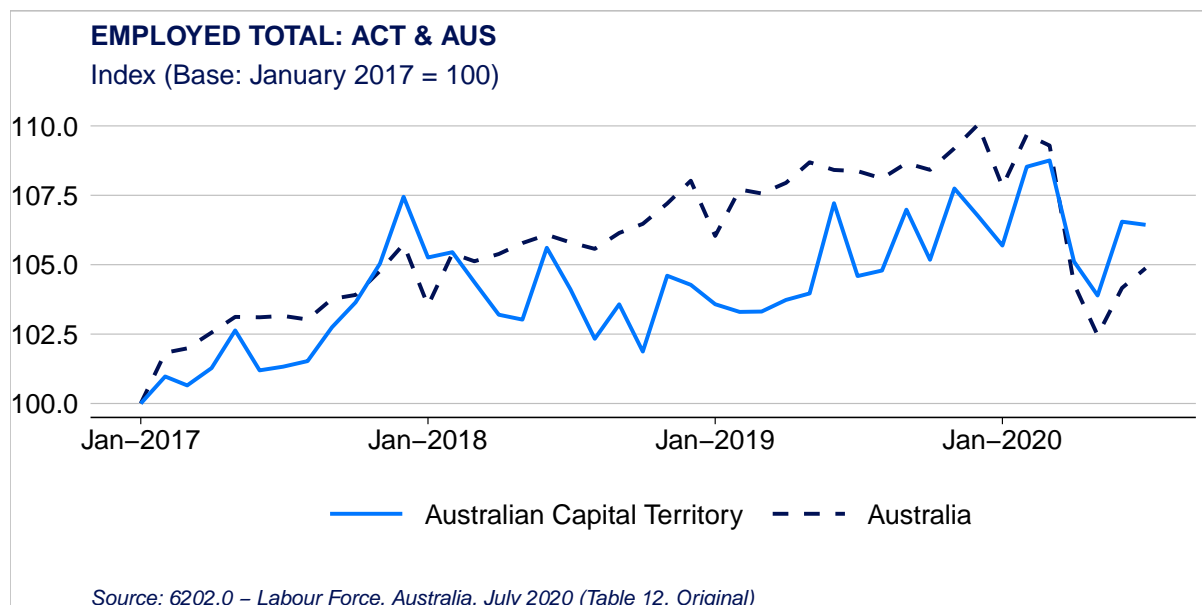
- Total *employment* decreased by 249 (-0.1%) to 233,582 people.
 - Over the past year, employment in Australian Capital Territory has increased by 4,051 (1.7%).
- Total *unemployment* increased by 876 (8.0%) to 10,957 people, and the *unemployment rate* increased by 0.4 percentage points to 4.5%.
 - Over the past year, unemployment in Australian Capital Territory has increased by 2,832 (25.8%), and the unemployment rate has increased by 1.1 percentage points.
- Total *underutilisation* has increased by 730 (2.7%) to 27,286 people, and the *underutilisation rate* increased by 0.3 percentage points to 11.2%.
 - Over the past year, total underutilisation has increased by 6,370 (23.3%) and the underutilisation rate has increased by 2.4 percentage points.

Nationally in July:

- Total *employment* increased by 84,548 (0.7%) to 12.47 million people.
 - Over the past year, employment in Australia has decreased by 415,747 (-3.3%).
- Total *unemployment* increased by 28,351 (2.8%) to 1.00 million people and the *unemployment rate* increased by 0.1 percentage points to 7.4%.
 - Over the past year, unemployment in Australia has increased by 293,412 (29.5%) and the *unemployment rate* has increased by 2.2 percentage points.
- Total *underutilisation* decreased by 7,735 (-0.3%) to 2.51 million people, and the *underutilisation rate* decreased by 0.3 percentage points to 18.6%.
 - Over the past year, total underutilisation has increased by 664,886 (26.5%) and the underutilisation rate has increased by 5.0 percentage points.

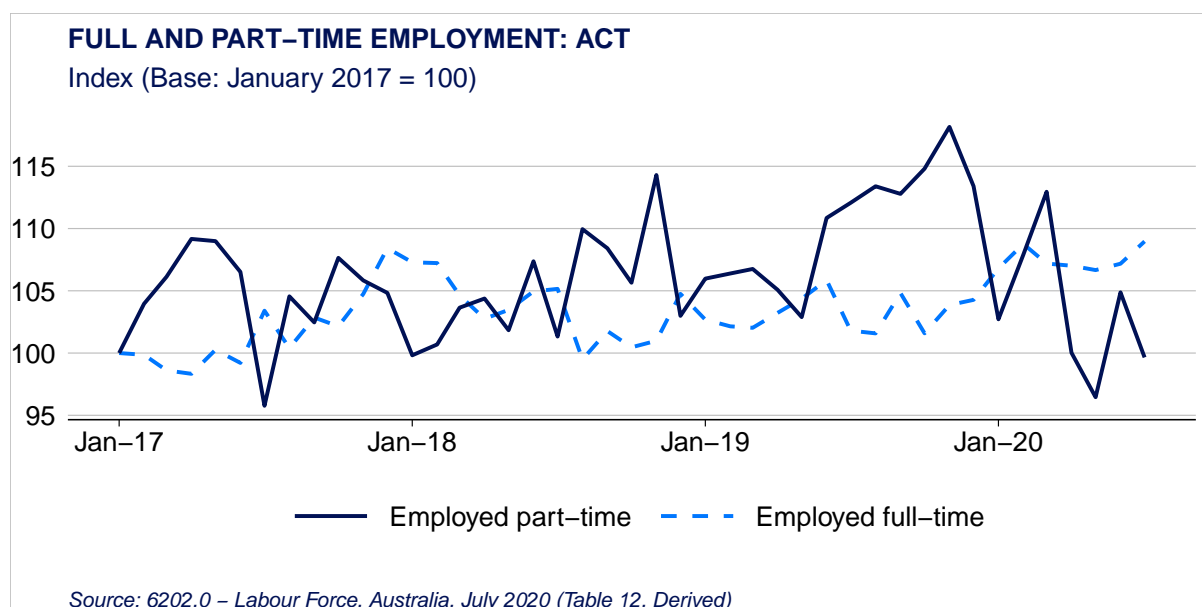
Employment

- In July, original employment in Australian Capital Territory decreased by 249 (-0.1%) to 233,582 people.
- Compared with July last year, total employment in Australian Capital Territory has increased by 4,051 (1.7%).
- Nationally, employment in increased by 84,548 (0.7%) to 12.47 million people.



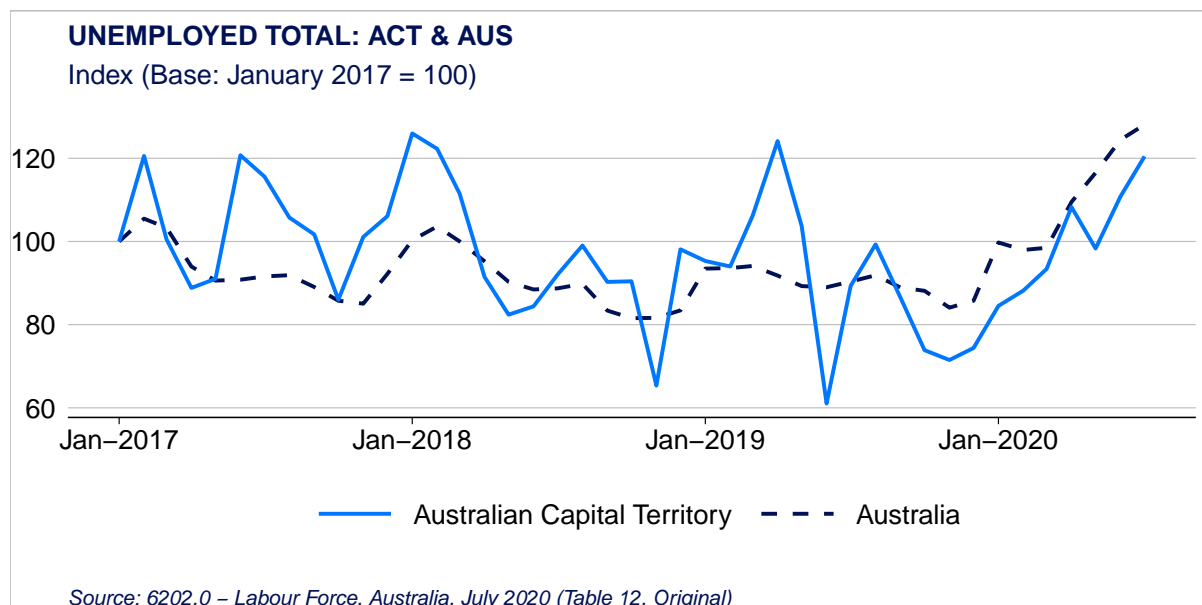
Full and Part Time Employment

- Full-time employment in Australian Capital Territory increased by 2,865 (1.6%) to 174,167 in July, and has increased by 11,455 (6.6%) over the year.
- Part-time employment in Australian Capital Territory, in original terms decreased by 3,114 (-5.2%) to 59,416 in July. Part-time employment has decreased by 7,404 (-12.5%) over the last year.



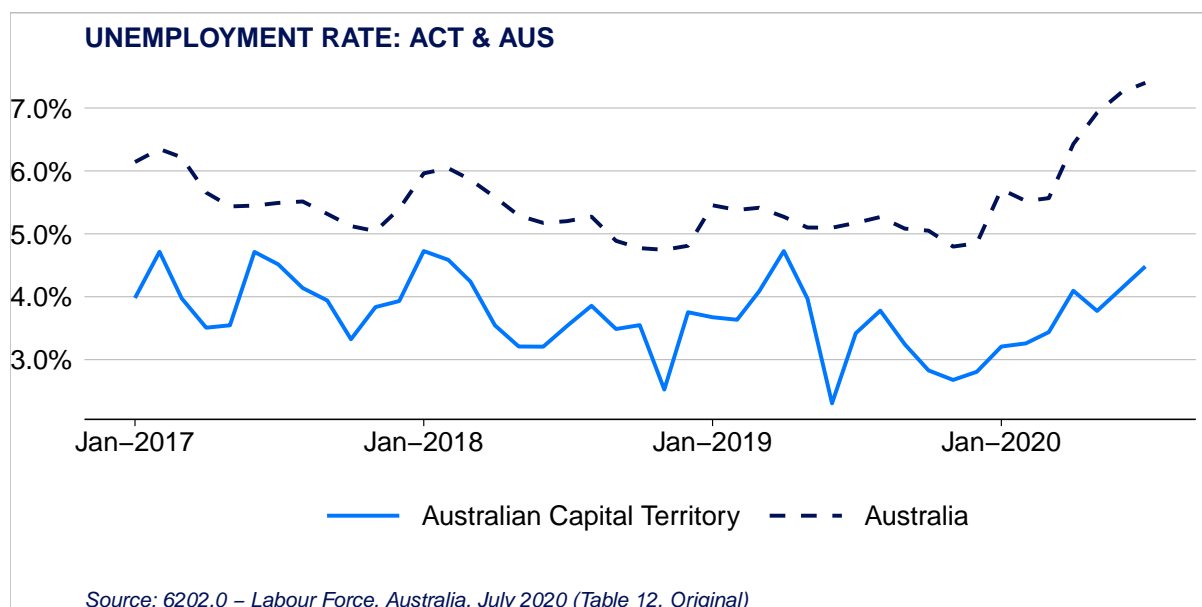
Unemployment

- In July, the total number of unemployed people in Australian Capital Territory increased by 876 (8.0%) to 10,957.
- Compared with July last year, unemployment in Australian Capital Territory has increased by 2,832 (25.8%) people.
- Nationally, total unemployment in July increased by 28,351 (2.8%) to 1.00 million people.



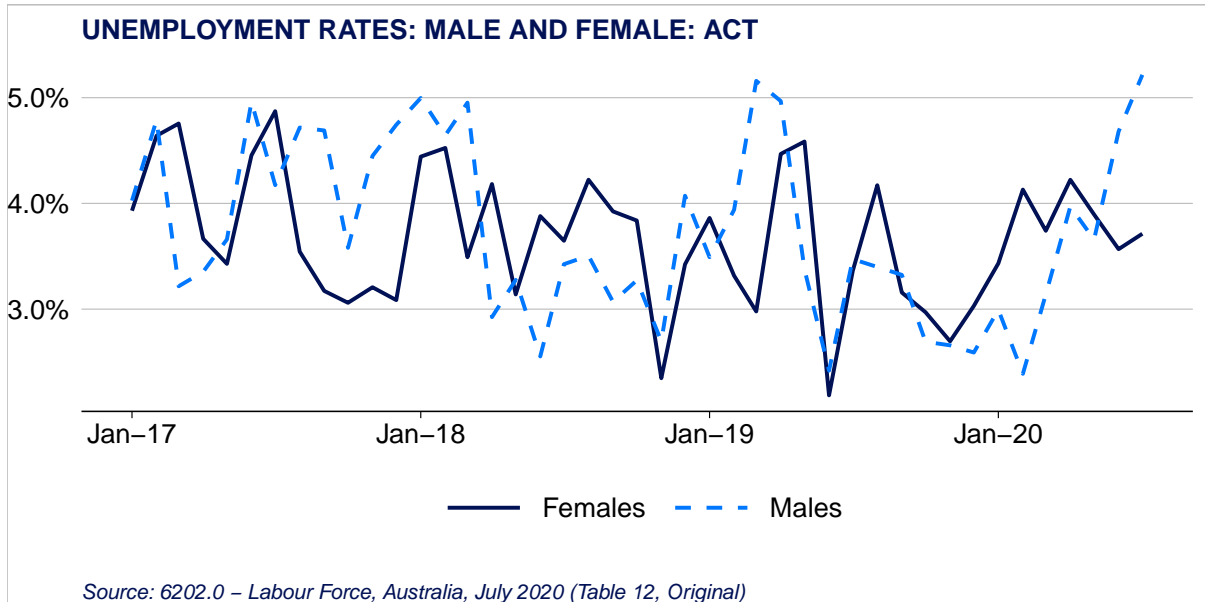
Unemployment Rate

- In July, the original unemployment rate in Australian Capital Territory increased by 0.4 percentage points to 4.5%.
- Compared with July last year, the unemployment rate in Australian Capital Territory has increased by 1.1 percentage points.
- Nationally, unemployment increased by 0.1 percentage points to 7.4%.



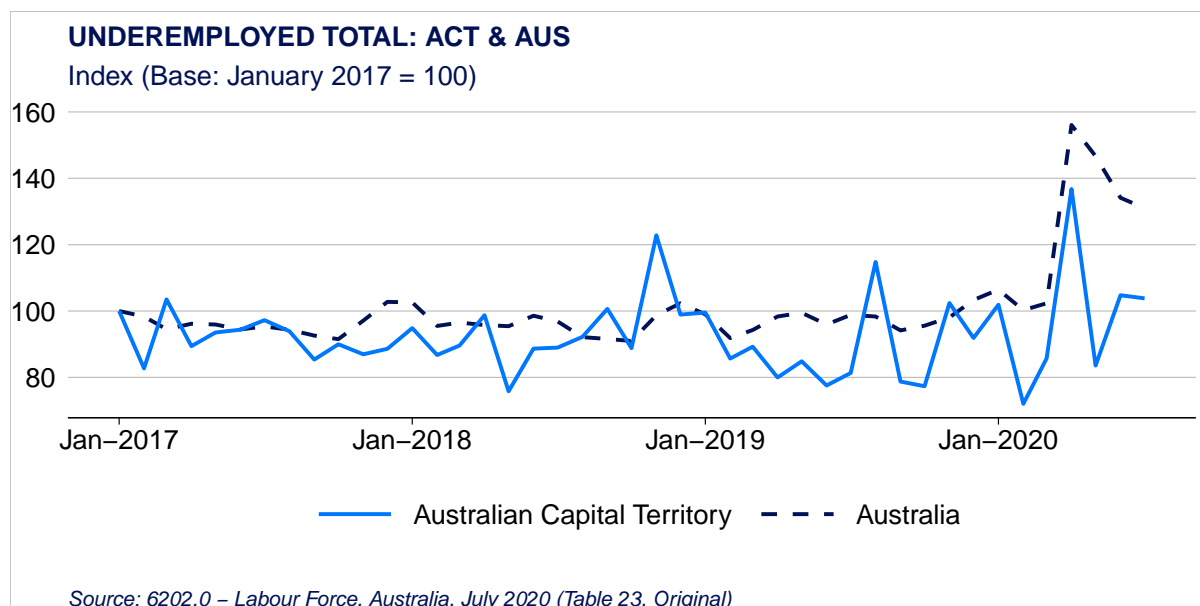
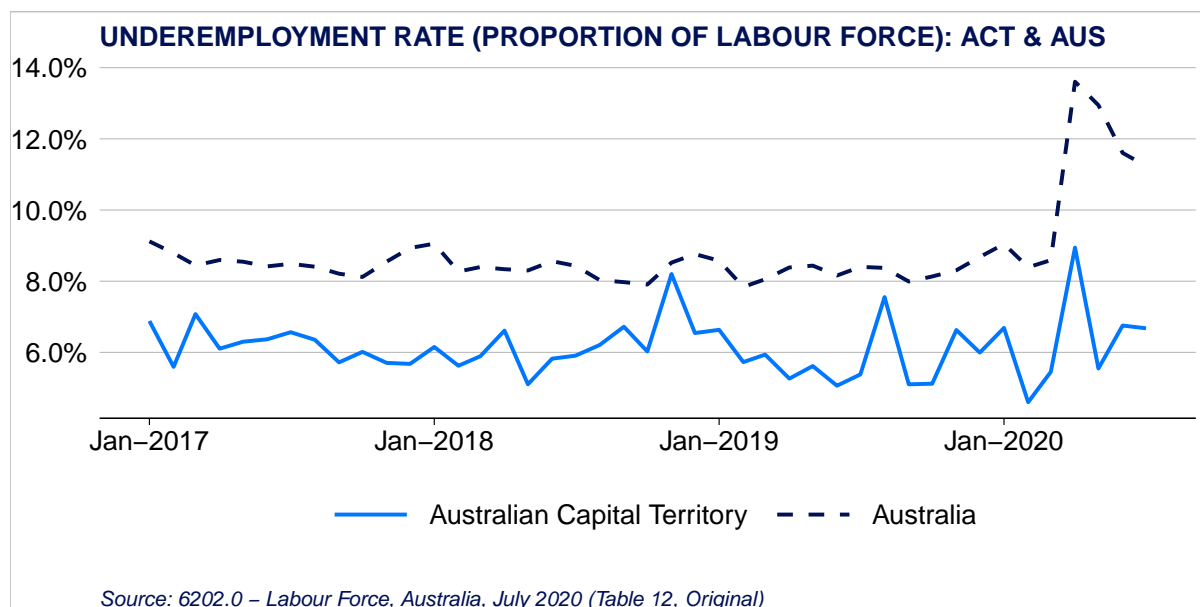
Male and Female Unemployment Rates

- In July, the original unemployment rate for males in Australian Capital Territory increased by 0.5 percentage points to 5.2%.
- Compared with July last year male unemployment in Australian Capital Territory has increased by 1.7 percentage points.
- In the same period, the original unemployment rate for females in increased by 0.1 percentage points to 3.7%.
- Compared with July last year female unemployment in Australian Capital Territory has increased by 0.3 percentage points.



Underemployment

- The underemployment rate decreased by 0.1 percentage points to 6.7% . The total number of people underemployed has decreased by 146 (-0.9%) to 16,328 people.
- Over the past year, total underemployment has increased by 3,538 (21.7%).
- Nationally, the underemployment rate in July decreased by 0.4 percentage points to 11.2% and the total number of people underemployed decreased by 36,086 (-2.4%) to 1.51 million



Underutilisation

- The underutilisation rate increased by 0.3 percentage points to 11.2%. Over the past month, the number of underutilised people has increased by 730 (2.7%) to 27,286.
- Over the past year, underutilisation in Australian Capital Territory has increased by 6,370 (23.3%).
- Nationally the underutilisation rate in July decreased by 0.3 percentage points to 18.6%, and the total number of underutilised people decreased by 7,735 (-0.3%) to 2.51 million.

