



Flinders University

Australian Industrial Transformation Institute

Labour Market Brief Australian Capital Territory

Summary

The ABS Labour Force Survey data for **Australian Capital Territory** released in July for June showed that in **original** terms:

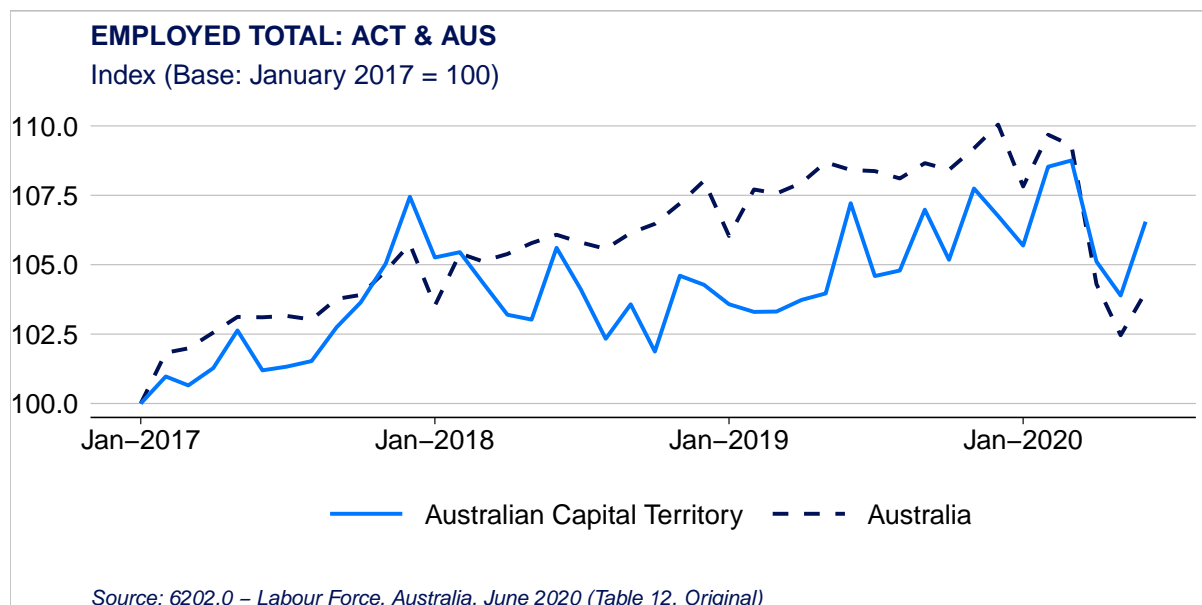
- Total *employment* increased by 5,836 (2.5%) to 233,831 people.
 - Over the past year, employment in Australian Capital Territory has decreased by 1,457 (-0.6%).
- Total *unemployment* increased by 1,139 (11.3%) to 10,081 people, and the *unemployment rate* increased by 0.3 percentage points to 4.1%.
 - Over the past year, unemployment in Australian Capital Territory has increased by 4,528 (44.9%), and the unemployment rate has increased by 1.8 percentage points.
- Total *underutilisation* has increased by 4,471 (16.8%) to 26,557 people, and the *underutilisation rate* increased by 1.6 percentage points to 10.9%.
 - Over the past year, total underutilisation has increased by 8,806 (33.2%) and the underutilisation rate has increased by 3.5 percentage points.

Nationally in June:

- Total *employment* increased by 185,025 (1.5%) to 12.36 million people.
 - Over the past year, employment in Australia has decreased by 522,820 (-4.2%).
- Total *unemployment* increased by 60,341 (6.2%) to 0.97 million people and the *unemployment rate* increased by 0.3 percentage points to 7.2%.
 - Over the past year, unemployment in Australia has increased by 274,334 (28.4%) and the *unemployment rate* has increased by 2.1 percentage points.
- Total *underutilisation* decreased by 86,866 (-3.5%) to 2.51 million people, and the *underutilisation rate* decreased by 1.0 percentage points to 18.9%.
 - Over the past year, total underutilisation has increased by 712,798 (28.4%) and the underutilisation rate has increased by 5.6 percentage points.

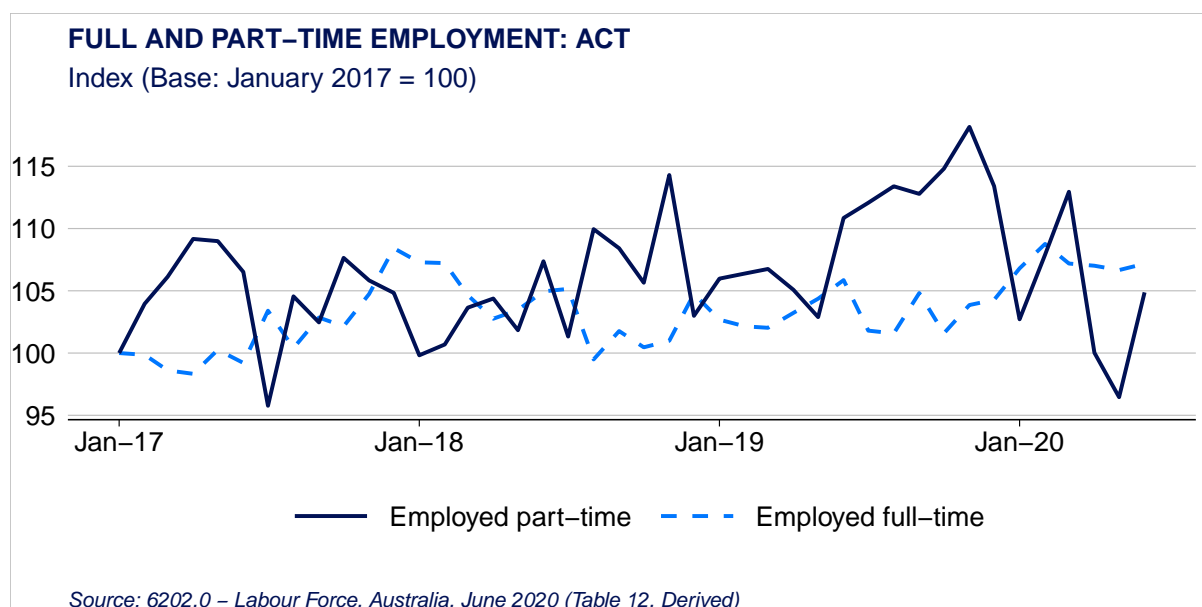
Employment

- In June, original employment in Australian Capital Territory increased by 5,836 (2.5%) to 233,831 people.
- Compared with June last year, total employment in Australian Capital Territory has decreased by 1,457 (-0.6%).
- Nationally, employment in increased by 185,025 (1.5%) to 12.36 million people.



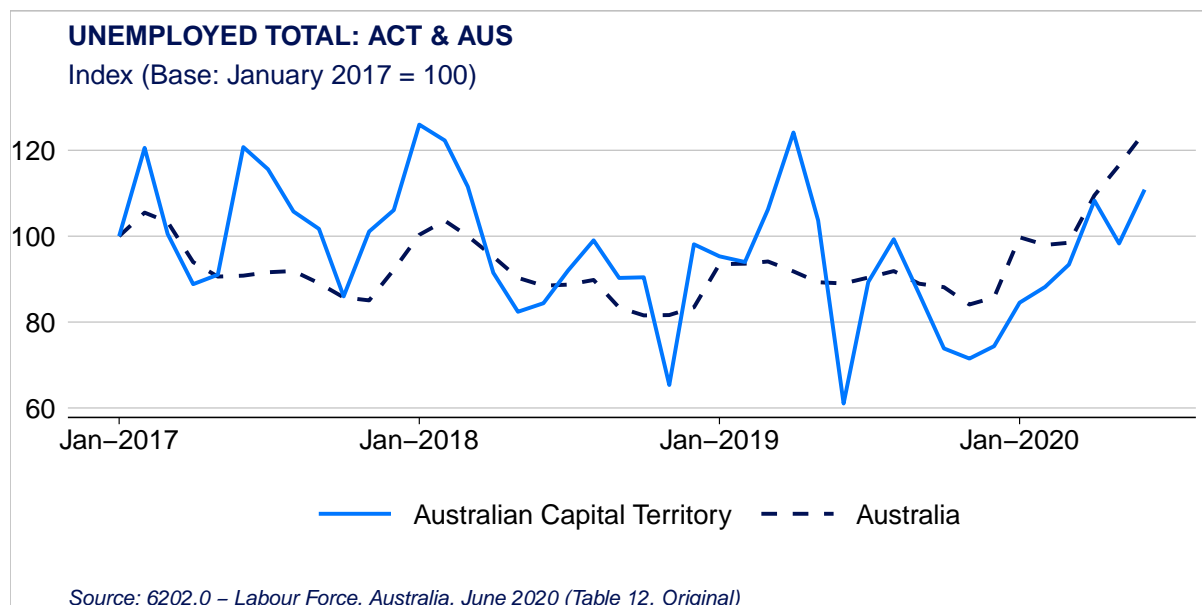
Full and Part Time Employment

- Full-time employment in Australian Capital Territory increased by 817 (0.5%) to 171,301 in June, and has increased by 2,105 (1.2%) over the year.
- Part-time employment in Australian Capital Territory, in original terms increased by 5,019 (8.0%) to 62,530 in June. Part-time employment has decreased by 3,562 (-5.7%) over the last year.



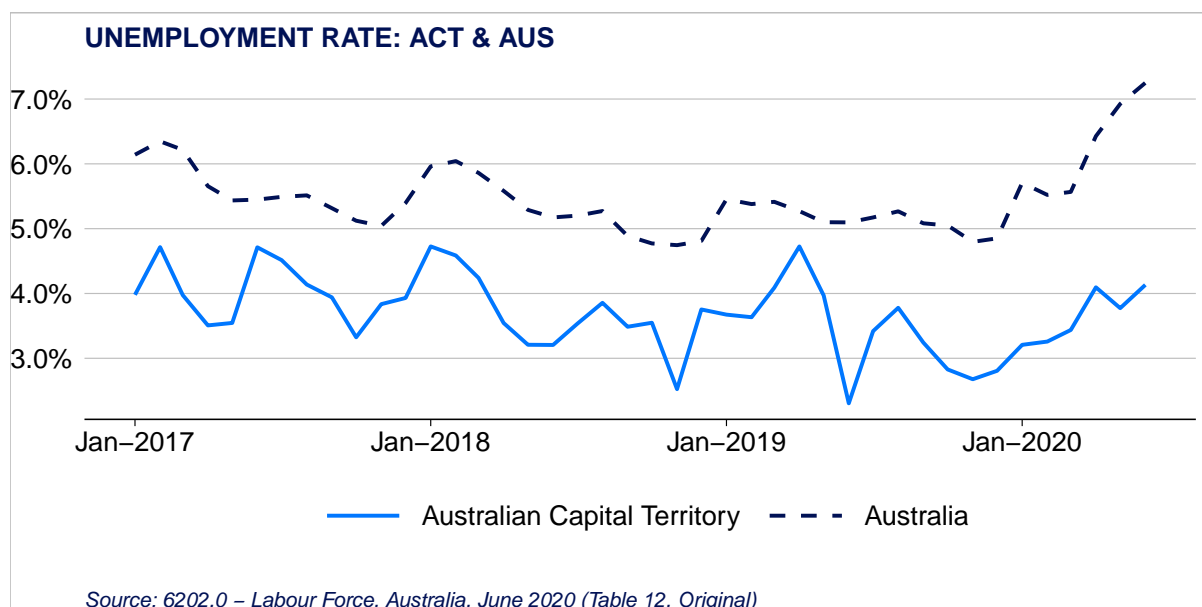
Unemployment

- In June, the total number of unemployed people in Australian Capital Territory increased by 1,139 (11.3%) to 10,081.
- Compared with June last year, unemployment in Australian Capital Territory has increased by 4,528 (44.9%) people.
- Nationally, total unemployment in June increased by 60,341 (6.2%) to 0.97 million people.



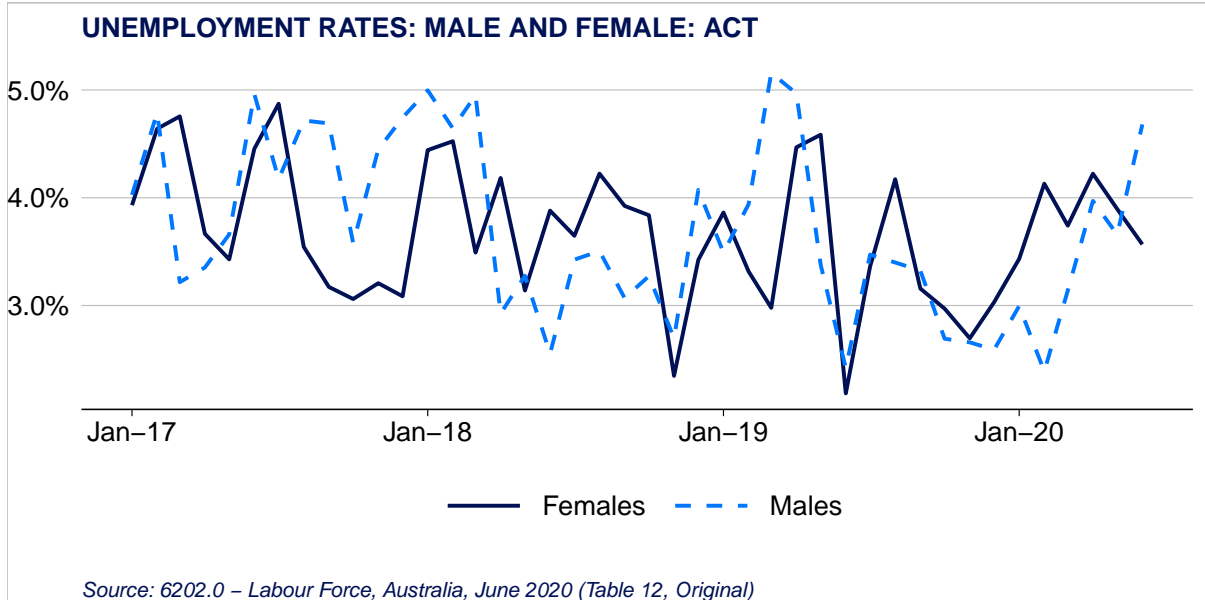
Unemployment Rate

- In June, the original unemployment rate in Australian Capital Territory increased by 0.3 percentage points to 4.1%.
- Compared with June last year, the unemployment rate in Australian Capital Territory has increased by 1.8 percentage points.
- Nationally, unemployment increased by 0.3 percentage points to 7.2%.



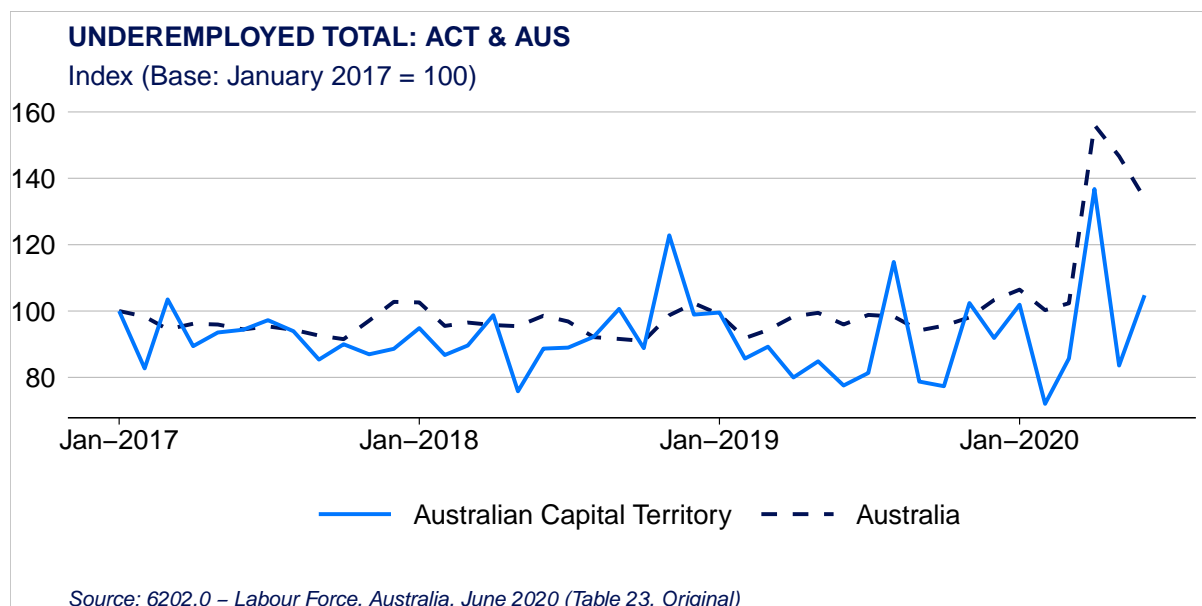
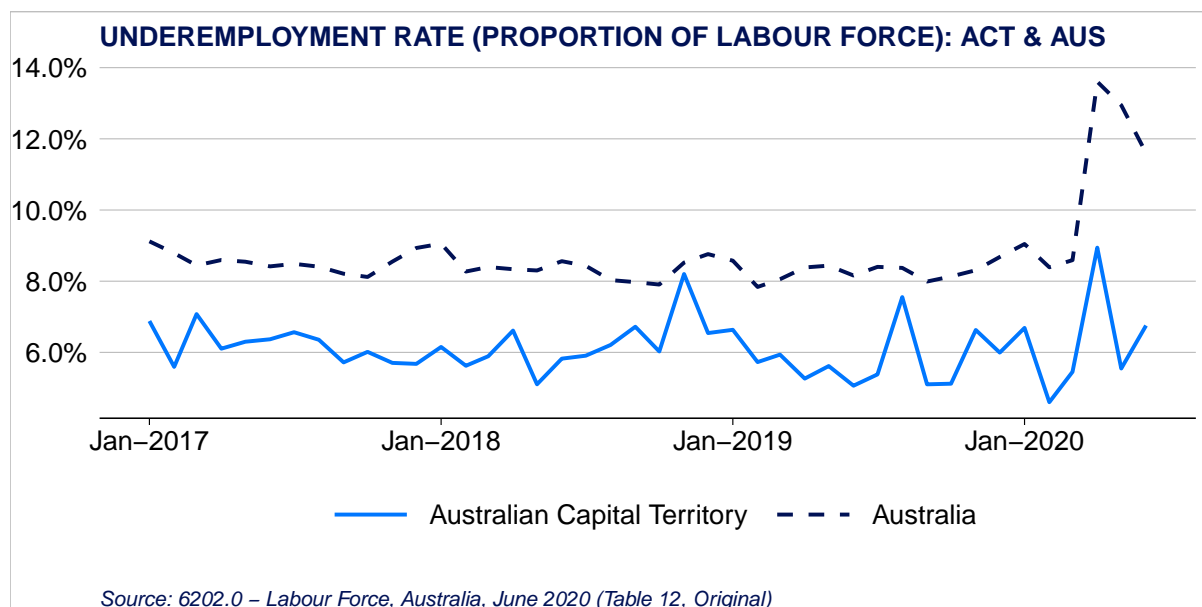
Male and Female Unemployment Rates

- In June, the original unemployment rate for males in Australian Capital Territory increased by 1.0 percentage points to 4.7%.
- Compared with June last year male unemployment in Australian Capital Territory has increased by 2.3 percentage points.
- In the same period, the original unemployment rate for females in decreased by 0.3 percentage points to 3.6%.
- Compared with June last year female unemployment in Australian Capital Territory has increased by 1.4 percentage points.



Underemployment

- The underemployment rate increased by 1.3 percentage points to 6.8%. The total number of people underemployed has increased by 3,331 (20.2%) to 16,476 people.
- Over the past year, total underemployment has increased by 4,278 (26.0%).
- Nationally, the underemployment rate in June decreased by 1.3 percentage points to 11.6% and the total number of people underemployed decreased by 147,207 (-9.5%) to 1.55 million



Underutilisation

- The underutilisation rate increased by 1.6 percentage points to 10.9%. Over the past month, the number of underutilised people has increased by 4,471 (16.8%) to 26,557.
- Over the past year, underutilisation in Australian Capital Territory has increased by 8,806 (33.2%).
- Nationally the underutilisation rate in June decreased by 1.0 percentage points to 18.9%, and the total number of underutilised people decreased by 86,866 (-3.5%) to 2.51 million.

