



Labour Market Brief Australian Capital Territory

Summary

The ABS Labour Force Survey data for Australian Capital Territory released in November for October showed that in original terms:

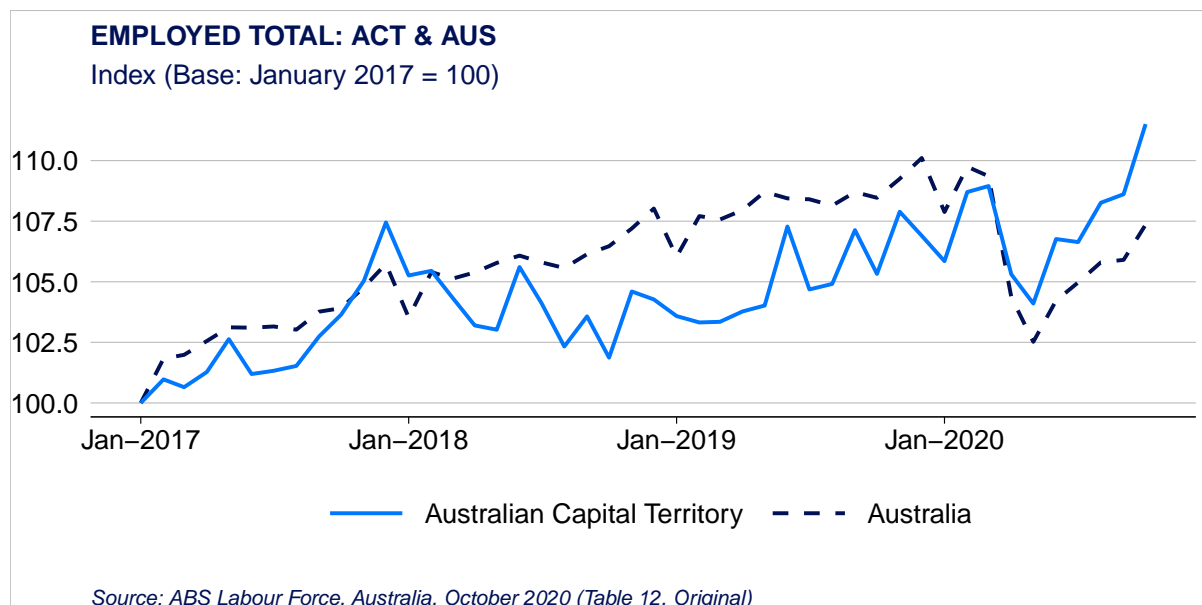
- Total employment increased by 6,352 (2.6%) to 244,707 people.
 - Over the past year, employment in Australian Capital Territory has increased by 13,565 (5.5%).
- Total unemployment decreased by 21 (-0.2%) to 9,397 people, and the unemployment rate decreased by 0.1 percentage points to 3.7%.
 - Over the past year, unemployment in Australian Capital Territory has increased by 2,672 (28.4%), and the unemployment rate has increased by 0.9 percentage points.
- Total underutilisation has increased by 3,526 (12.5%) to 28,168 people, and the underutilisation rate increased by 1.2 percentage points to 11.1%.
 - Over the past year, total underutilisation has increased by 9,263 (32.9%) and the underutilisation rate has increased by 3.2 percentage points.

Nationally in October:

- Total employment increased by 172,510 (1.4%) to 12.76 million people.
 - Over the past year, employment in Australia has decreased by 131,899 (-1.0%).
- Total unemployment decreased by 150 (-0.0%) to 910,971 people and the unemployment rate remained steady at 6.7%.
 - Over the past year, unemployment in Australia has increased by 225,598 (24.8%) and the unemployment rate has increased by 1.7 percentage points.
- Total underutilisation decreased by 117,469 (-5.2%) to 2.27 million people, and the underutilisation rate decreased by 1.1 percentage points to 16.6%.
 - Over the past year, total underutilisation has increased by 478,142 (21.1%) and the underutilisation rate has increased by 3.4 percentage points.

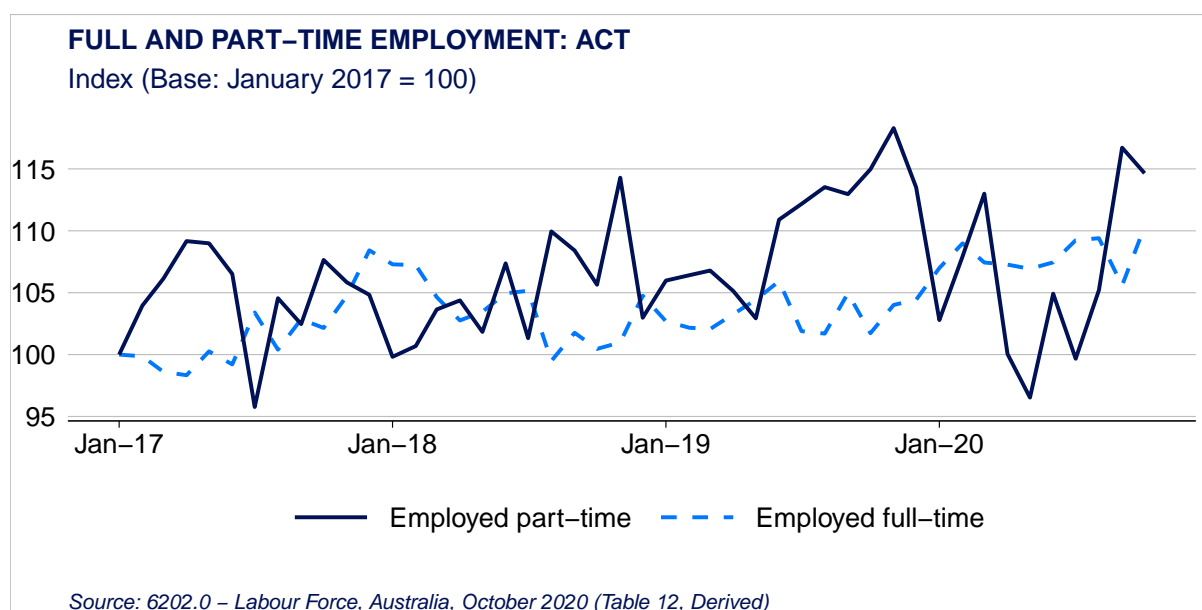
Employment

- In October, original employment in Australian Capital Territory increased by 6,352 (2.6%) to 244,707 people.
- Compared with October last year, total employment in Australian Capital Territory has increased by 13,565 (5.5%).
- Nationally, employment in increased by 172,510 (1.4%) to 12.76 million people.



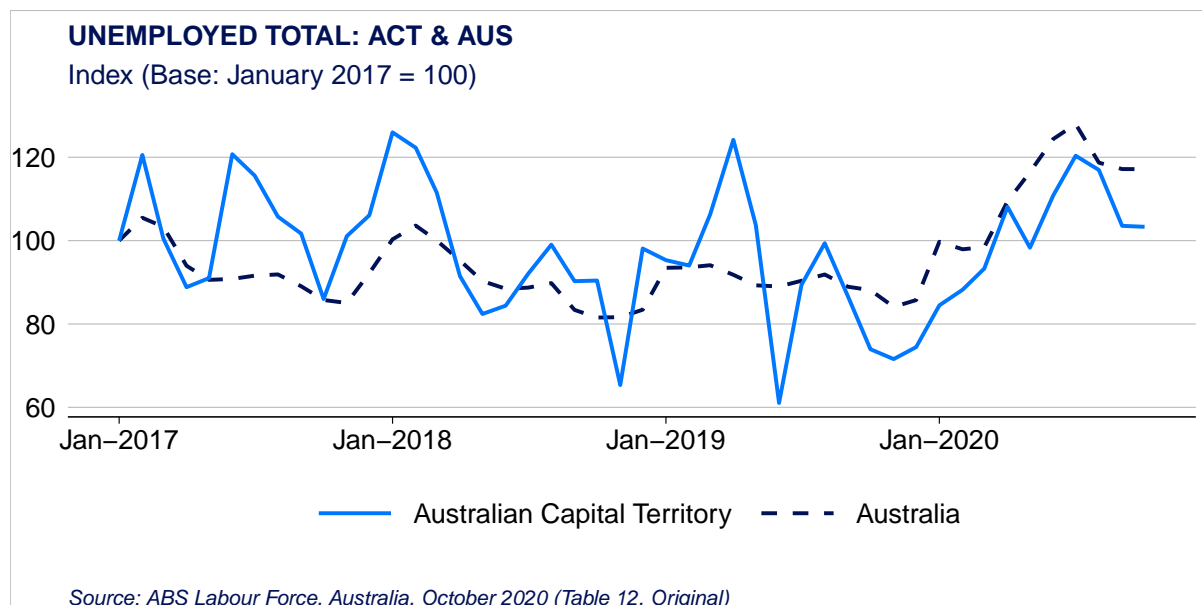
Full and Part Time Employment

- Full-time employment in Australian Capital Territory increased by 7,583 (4.3%) to 176,351 in October, and has increased by 13,757 (7.8%) over the year.
- Part-time employment in Australian Capital Territory, in original terms decreased by 1,231 (-1.8%) to 68,356 in October. Part-time employment has decreased by 192 (-0.3%) over the last year.



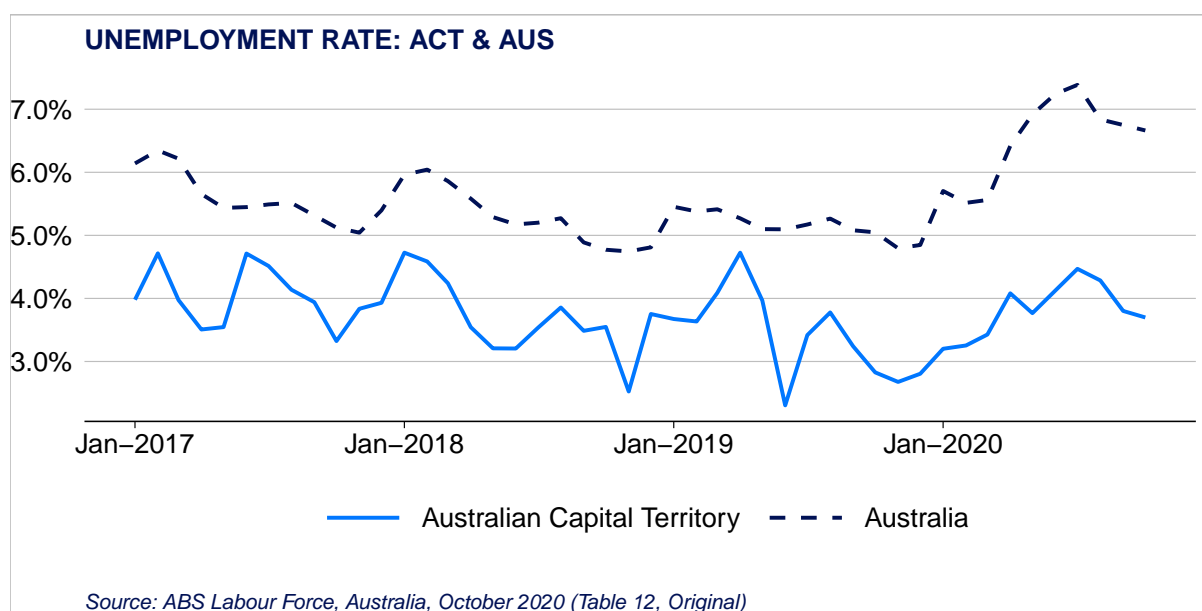
Unemployment

- In October, the total number of unemployed people in Australian Capital Territory decreased by 21 (-0.2%) to 9,397.
- Compared with October last year, unemployment in Australian Capital Territory has increased by 2,672 (28.4%) people.
- Nationally, total unemployment in October decreased by 150 (-0.0%) to 910,971 people.



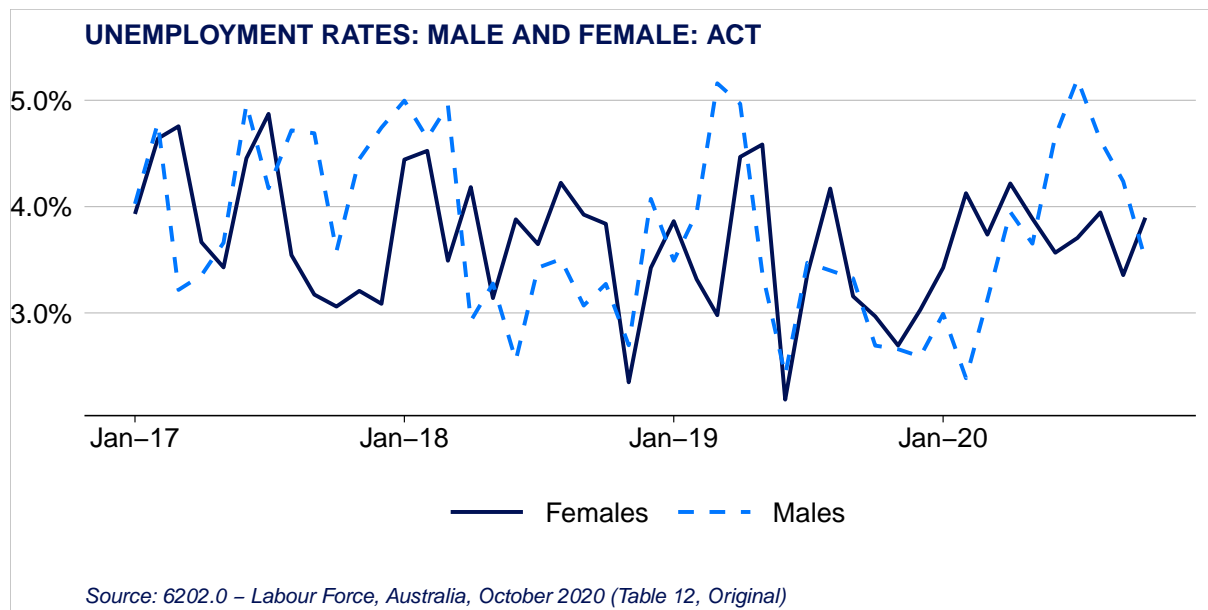
Unemployment Rate

- In October, the original unemployment rate in Australian Capital Territory decreased by 0.1 percentage points to 3.7%.
- Compared with October last year, the unemployment rate in Australian Capital Territory has increased by 0.9 percentage points.
- Nationally, unemployment remained steady at 6.7%.



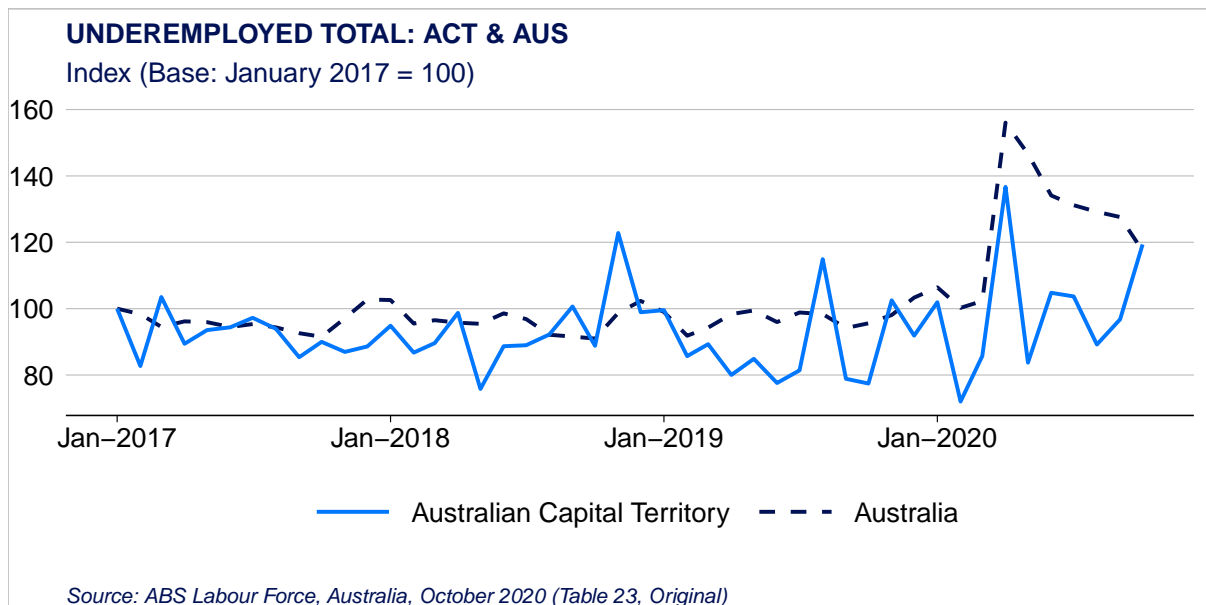
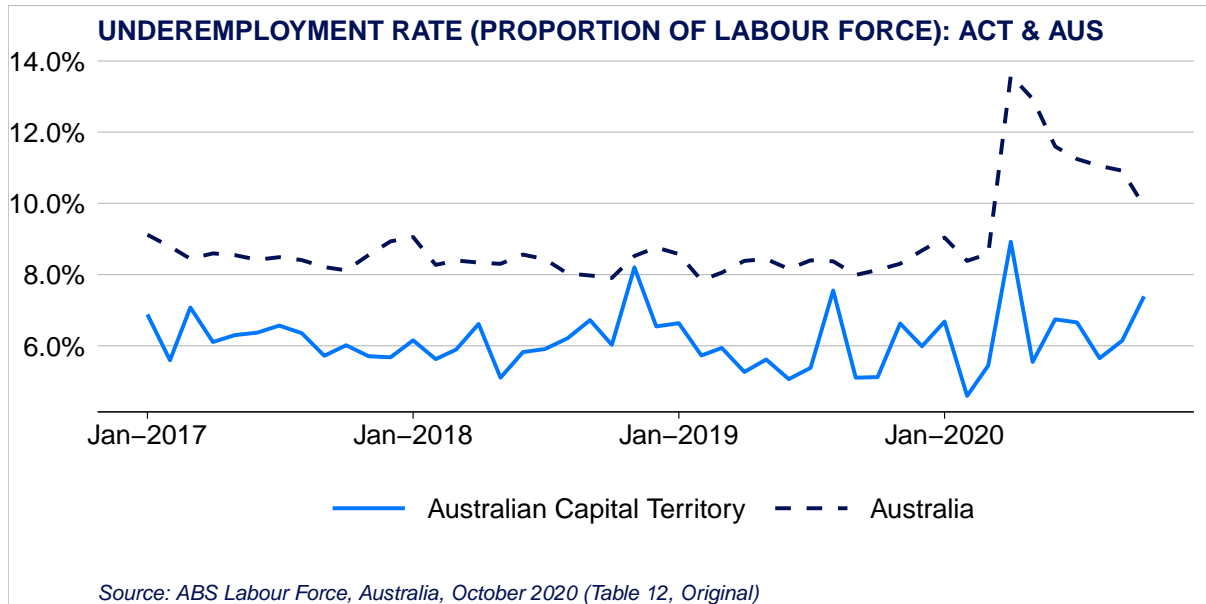
Male and Female Unemployment Rates

- In October, the original unemployment rate for males in Australian Capital Territory decreased by 0.7 percentage points to 3.5%.
- Compared with October last year male unemployment in Australian Capital Territory has increased by 0.8 percentage points.
- In the same period, the original unemployment rate for females in increased by 0.5 percentage points to 3.9%.
- Compared with October last year female unemployment in Australian Capital Territory has increased by 0.9 percentage points.



Underemployment

- The underemployment rate increased by 1.3 percentage points to 7.4% . The total number of people underemployed has increased by 3,547 (18.9%) to 18,770 people.
- Over the past year, total underemployment has increased by 6,591 (35.1%).
- Nationally, the underemployment rate in October decreased by 1.0 percentage points to 9.9% and the total number of people underemployed decreased by 117,319 (-8.6%) to 1.36 million



Underutilisation

- The underutilisation rate increased by 1.2 percentage points to 11.1%. Over the past month, the number of underutilised people has increased by 3,526 (12.5%) to 28,168.
- Over the past year, underutilisation in Australian Capital Territory has increased by 9,263 (32.9%).
- Nationally the underutilisation rate in October decreased by 1.1 percentage points to 16.6%, and the total number of underutilised people decreased by 117,469 (-5.2%) to 2.27 million.

