



Labour Market Brief Australian Capital Territory

Summary

The ABS Labour Force Survey data for **Australian Capital Territory** released in May for April showed that in **seasonally adjusted** terms:

- Total *employment* increased by 3,193 (1.3%) to 238,080 people.
 - Over the past year, employment in Australian Capital Territory has increased by 5,500 (2.3%).
- Total *unemployment* decreased by 34 (-0.4%) to 8,493 people, and the *unemployment rate* decreased by 0.1 percentage points to 3.4%.
 - Over the past year, unemployment in Australian Capital Territory has decreased by 1,439 (-16.9%), and the unemployment rate has decreased by 0.7 percentage points.
- Total *underutilisation* has increased by 1,989 (8.9%) to 22,387 people, and the *underutilisation rate* increased by 0.7 percentage points to 9.1%.
 - Over the past year, total underutilisation has decreased by 10,599 (-47.3%) and the underutilisation rate has decreased by 4.5 percentage points.

Nationally in April:

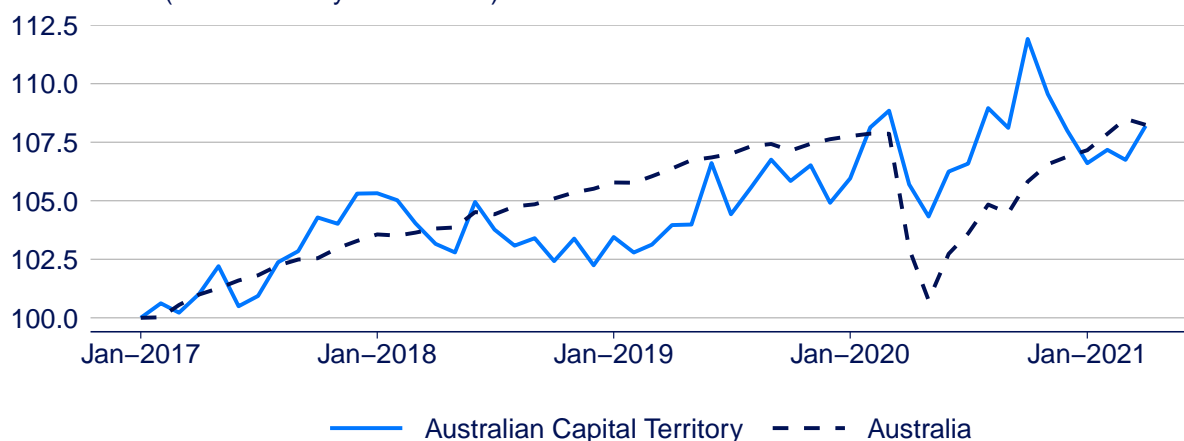
- Total *employment* decreased by 30,593 (-0.2%) to 13.04 million people.
 - Over the past year, employment in Australia has increased by 637,886 (4.9%).
- Total *unemployment* decreased by 33,630 (-4.4%) to 756,225 people and the *unemployment rate* decreased by 0.2 percentage points to 5.5%.
 - Over the past year, unemployment in Australia has decreased by 89,077 (-11.8%) and the *unemployment rate* has decreased by 0.9 percentage points.
- Total *underutilisation* decreased by 63,630 (-3.5%) to 1.83 million people, and the *underutilisation rate* decreased by 0.3 percentage points to 13.3%.
 - Over the past year, total underutilisation has decreased by 823,742 (-45.1%) and the underutilisation rate has decreased by 6.7 percentage points.

Employment

- In April, seasonally adjusted employment in Australian Capital Territory increased by 3,193 (1.3%) to 238,080 people.
- Compared with April last year, total employment in Australian Capital Territory has increased by 5,500 (2.3%).
- Nationally, employment in decreased by 30,593 (-0.2%) to 13.04 million people.

EMPLOYED TOTAL: ACT & AUS

Index (Base: January 2017 = 100)



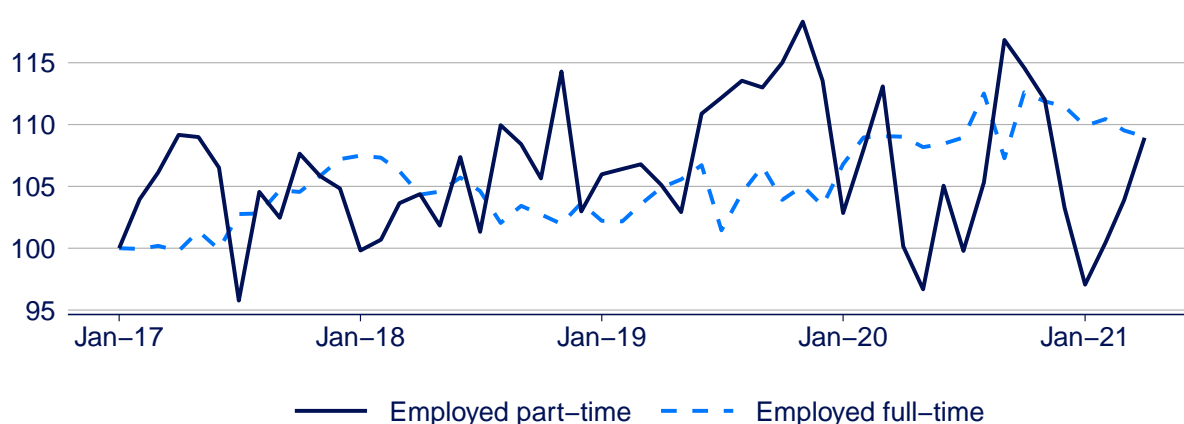
Source: ABS Labour Force, Australia, April 2021 (Table 12, Seasonally Adjusted)

Full and Part Time Employment

- Full-time employment in Australian Capital Territory decreased by 791 (-0.5%) to 172,707 in April, and has increased by 9 (0.0%) over the year.
- Part-time employment in Australian Capital Territory, in original terms increased by 3,012 (4.6%) to 64,950 in April. Part-time employment has increased by 5,237 (8.1%) over the last year.

FULL AND PART-TIME EMPLOYMENT: ACT

Index (Base: January 2017 = 100)



Source: 6202.0 – Labour Force, Australia, April 2021 (Table 12, Derived)

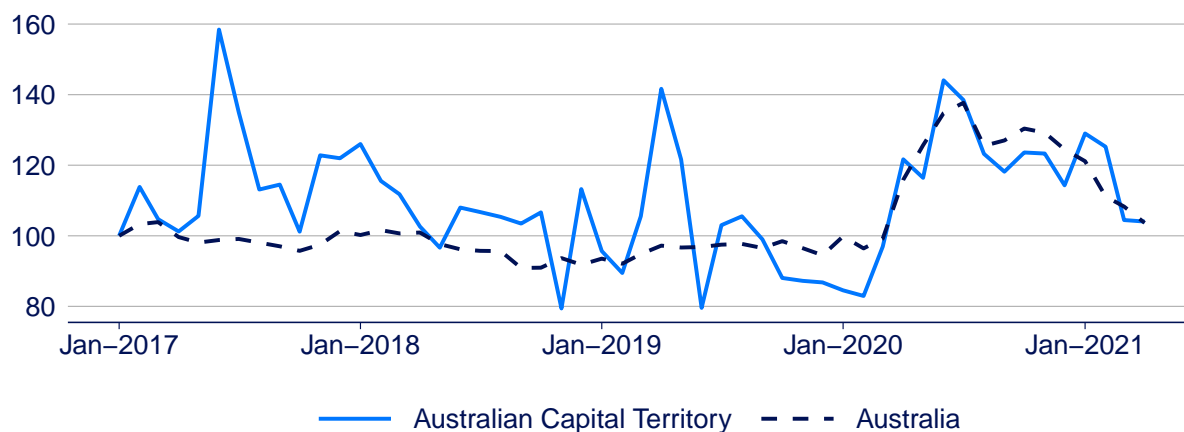


Unemployment

- In April, the total number of unemployed people in Australian Capital Territory decreased by 34 (-0.4%) to 8,493.
- Compared with April last year, unemployment in Australian Capital Territory has decreased by 1,439 (-16.9%) people.
- Nationally, total unemployment in April decreased by 33,630 (-4.4%) to 756,225 people.

UNEMPLOYED TOTAL: ACT & AUS

Index (Base: January 2017 = 100)



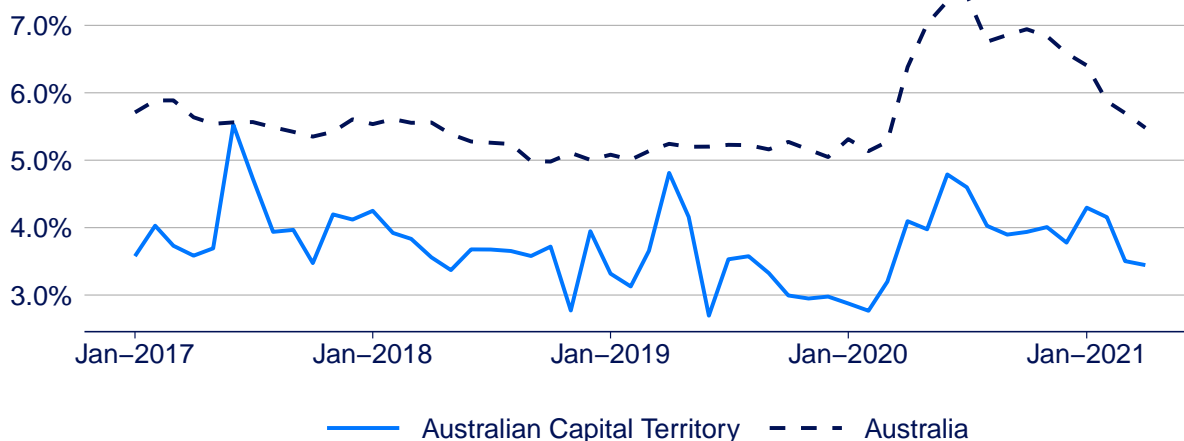
Source: ABS Labour Force, Australia, April 2021 (Table 12, Seasonally Adjusted)

Unemployment Rate

- In April, the seasonally adjusted unemployment rate in Australian Capital Territory decreased by 0.1 percentage points to 3.4%.
- Compared with April last year, the unemployment rate in Australian Capital Territory has decreased by 0.7 percentage points.
- Nationally, unemployment decreased by 0.2 percentage points to 5.5%



UNEMPLOYMENT RATE: ACT & AUS

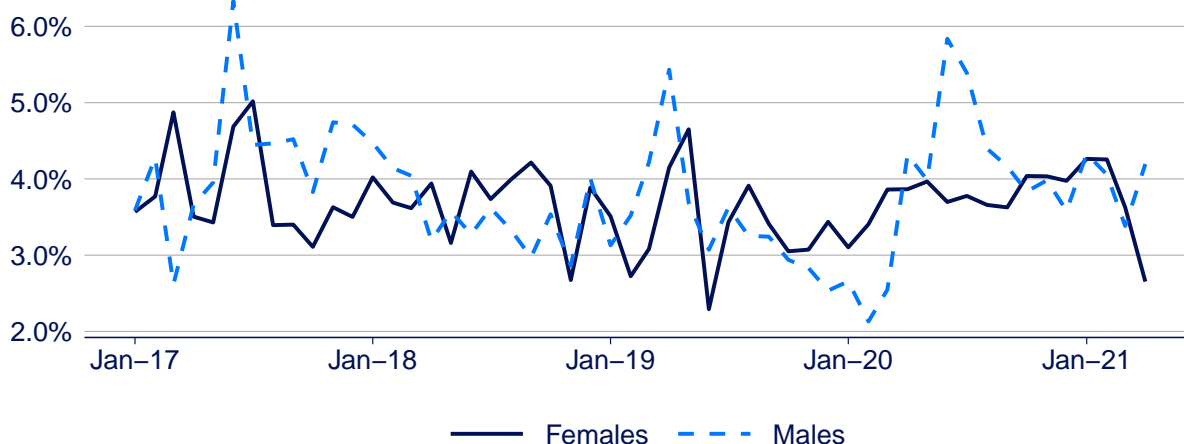


Source: ABS Labour Force, Australia, April 2021 (Table 12, Seasonally Adjusted)

Male and Female Unemployment Rates

- In April, the seasonally adjusted unemployment rate for males in Australian Capital Territory increased by 0.8 percentage points to 4.2%.
- Compared with April last year male unemployment in Australian Capital Territory has decreased by 0.1 percentage points.
- In the same period, the seasonally adjusted unemployment rate for females in decreased by 0.9 percentage points to 2.7%.
- Compared with April last year female unemployment in Australian Capital Territory has decreased by 1.2 percentage points.

UNEMPLOYMENT RATES: MALE AND FEMALE: ACT

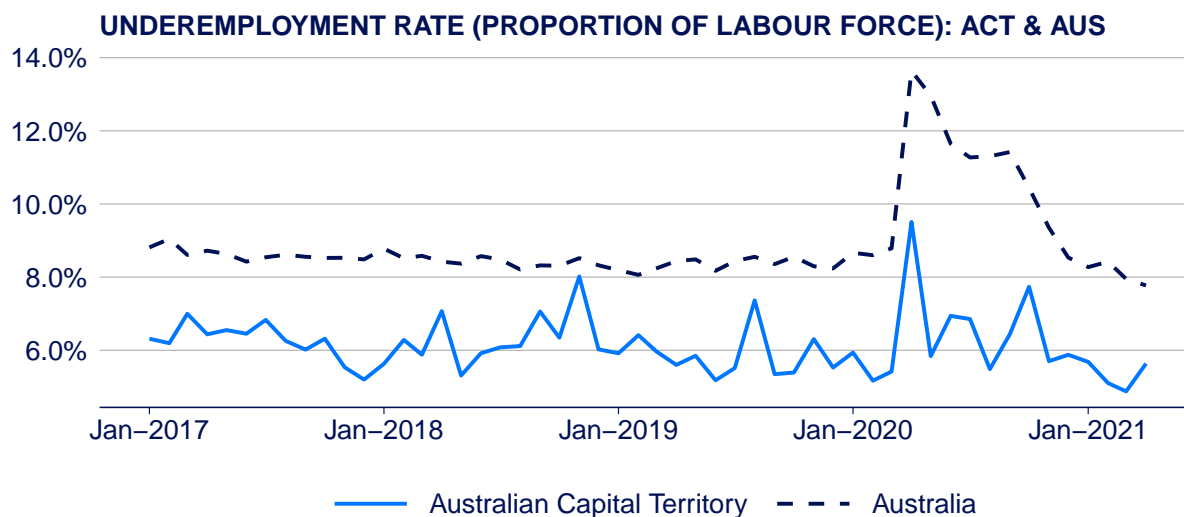


Source: 6202.0 – Labour Force, Australia, April 2021 (Table 12, Seasonally Adjusted)

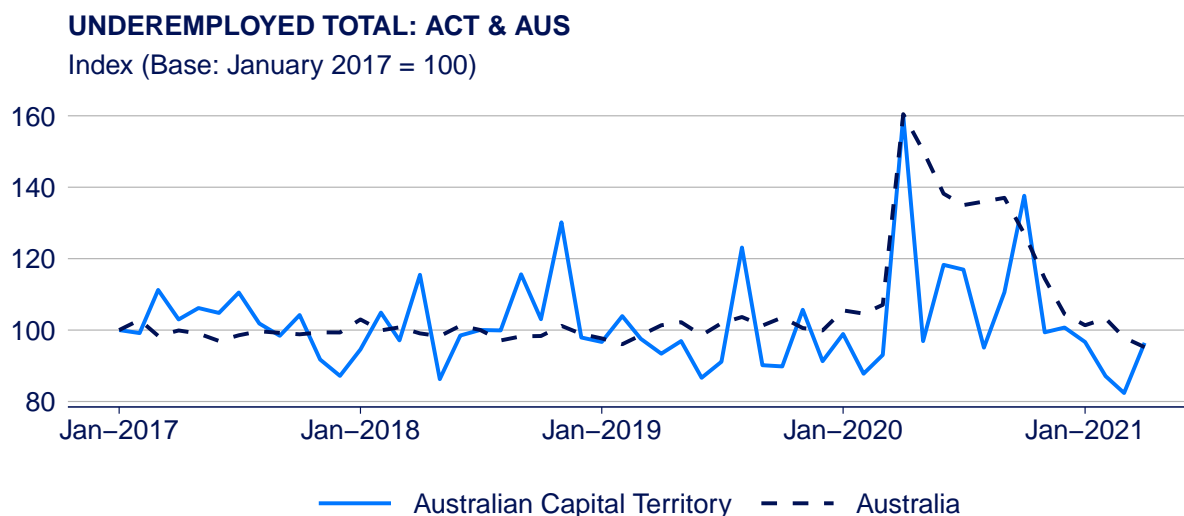


Underemployment

- The underemployment rate increased by 0.7 percentage points to 5.6%. The total number of people underemployed has increased by 2,023 (14.6%) to 13,894 people.
- Over the past year, total underemployment has decreased by 9,161 (-65.9%).
- Nationally, the underemployment rate in April decreased by 0.2 percentage points to 7.8% and the total number of people underemployed decreased by 30,000 (-2.8%) to 1.07 million



Source: ABS Labour Force, Australia, April 2021 (Table 12, Seasonally Adjusted)

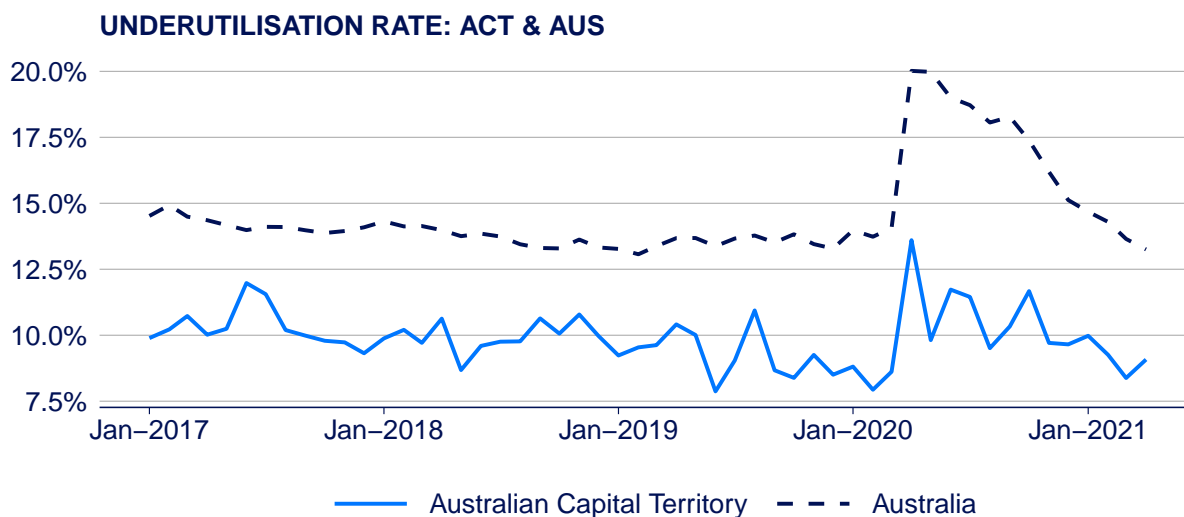


Source: ABS Labour Force, Australia, April 2021 (Table 23, Seasonally Adjusted)

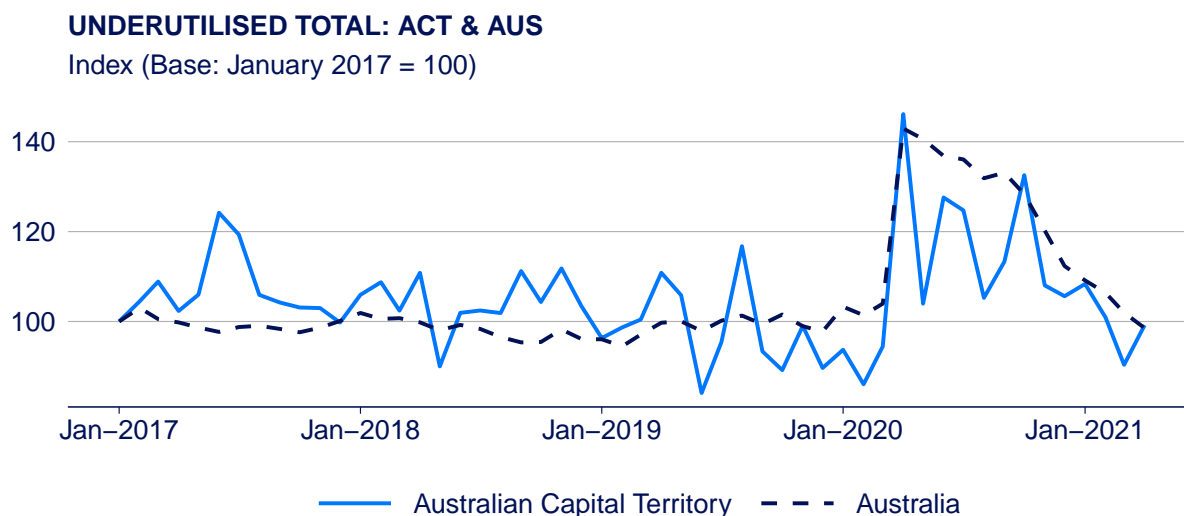


Underutilisation

- The underutilisation rate increased by 0.7 percentage points to 9.1%. Over the past month, the number of underutilised people has increased by 1,989 (8.9%) to 22,387.
- Over the past year, underutilisation in Australian Capital Territory has decreased by 10,599 (-47.3%).
- Nationally the underutilisation rate in April decreased by 0.3 percentage points to 13.3%, and the total number of underutilised people decreased by 63,630 (-3.5%) to 1.83 million.



Source: ABS Labour Force, Australia, April 2021 (Table 23, Seasonally Adjusted)



Source: ABS Labour Force, Australia, April 2021 (Table 23, Seasonally Adjusted)

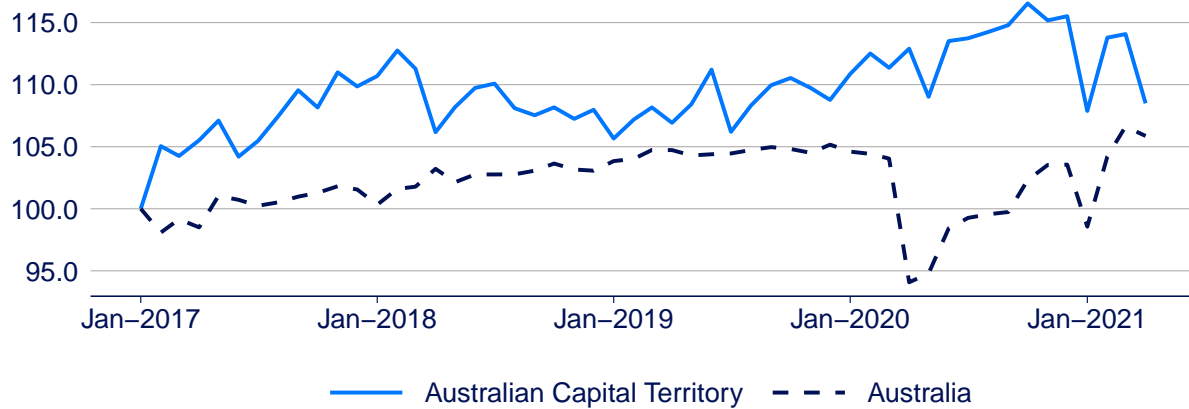


Hours Worked

- The total number of hours worked in all jobs decreased by 1.58 million (-5.1%) to 30.75 million.
- Over the past year, the number of hours worked in Australian Capital Territory has decreased by 1.25 million (-4.1%).
- Nationally, the total number of hours worked in April decreased by 12.83 million (-0.7%) to 1,793 million.

MONTHLY HOURS WORKED IN ALL JOBS: ACT & AUS

Index (Base: January 2017 = 100)



Source: ABS Labour Force, Australia, April 2021 (Table 19, Seasonally Adjusted)

