



Labour Market Brief Australian Capital Territory

Summary

The ABS Labour Force Survey data for **Australian Capital Territory** released in September for August showed that in **seasonally adjusted** terms:

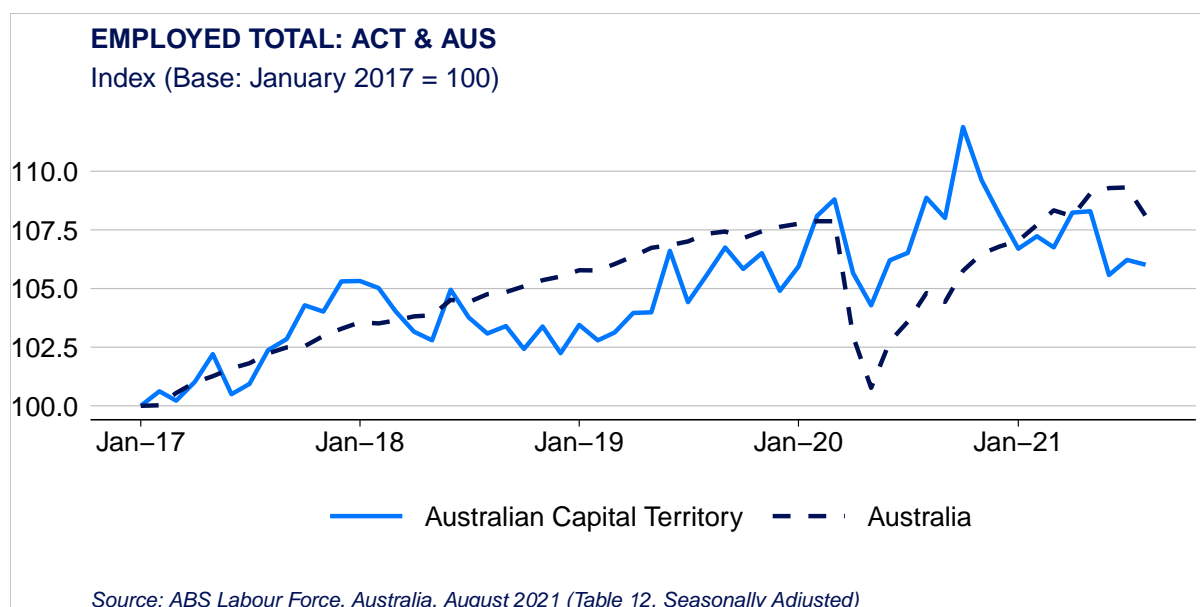
- Total *employment* decreased by 453 (-0.2%) to 233,276 people.
 - Over the past year, employment in Australian Capital Territory has decreased by 6,282 (-2.7%).
- Total *unemployment* decreased by 1,912 (-22.3%) to 8,568 people, and the *unemployment rate* decreased by 0.8 percentage points to 3.5%.
 - Over the past year, unemployment in Australian Capital Territory has decreased by 1,481 (-17.3%), and the unemployment rate has decreased by 0.5 percentage points.
- Total *underutilisation* has decreased by 440 (-1.7%) to 25,753 people, and the *underutilisation rate* decreased by 0.1 percentage points to 10.6%.
 - Over the past year, total underutilisation has increased by 2,016 (7.8%) and the underutilisation rate has increased by 1.1 percentage points.

Nationally in August:

- Total *employment* decreased by 146,274 (-1.1%) to 13.02 million people.
 - Over the past year, employment in Australia has increased by 396,095 (3.0%).
- Total *unemployment* decreased by 21,850 (-3.5%) to 617,112 people and the *unemployment rate* decreased by 0.1 percentage points to 4.5%.
 - Over the past year, unemployment in Australia has decreased by 298,050 (-48.3%) and the *unemployment rate* has decreased by 2.3 percentage points.
- Total *underutilisation* increased by 97,481 (5.2%) to 1.89 million people, and the *underutilisation rate* increased by 0.9 percentage points to 13.8%.
 - Over the past year, total underutilisation has decreased by 560,999 (-29.8%) and the underutilisation rate has decreased by 4.3 percentage points.

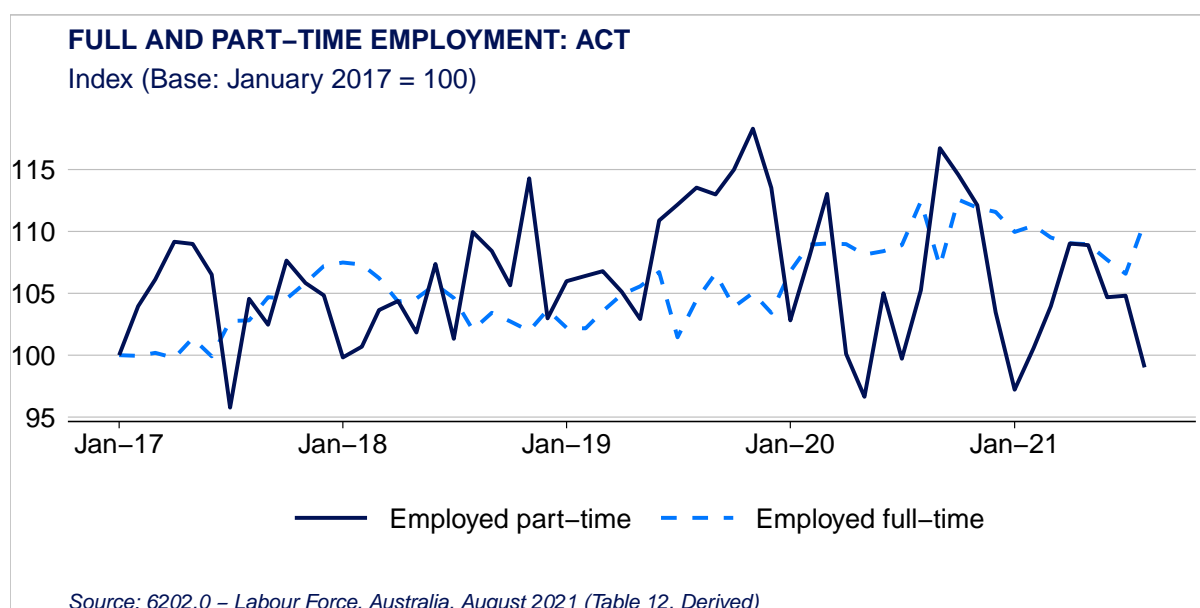
Employment

- In August, seasonally adjusted employment in Australian Capital Territory decreased by 453 (-0.2%) to 233,276 people.
- Compared with August last year, total employment in Australian Capital Territory has decreased by 6,282 (-2.7%).
- Nationally, employment in decreased by 146,274 (-1.1%) to 13.02 million people.



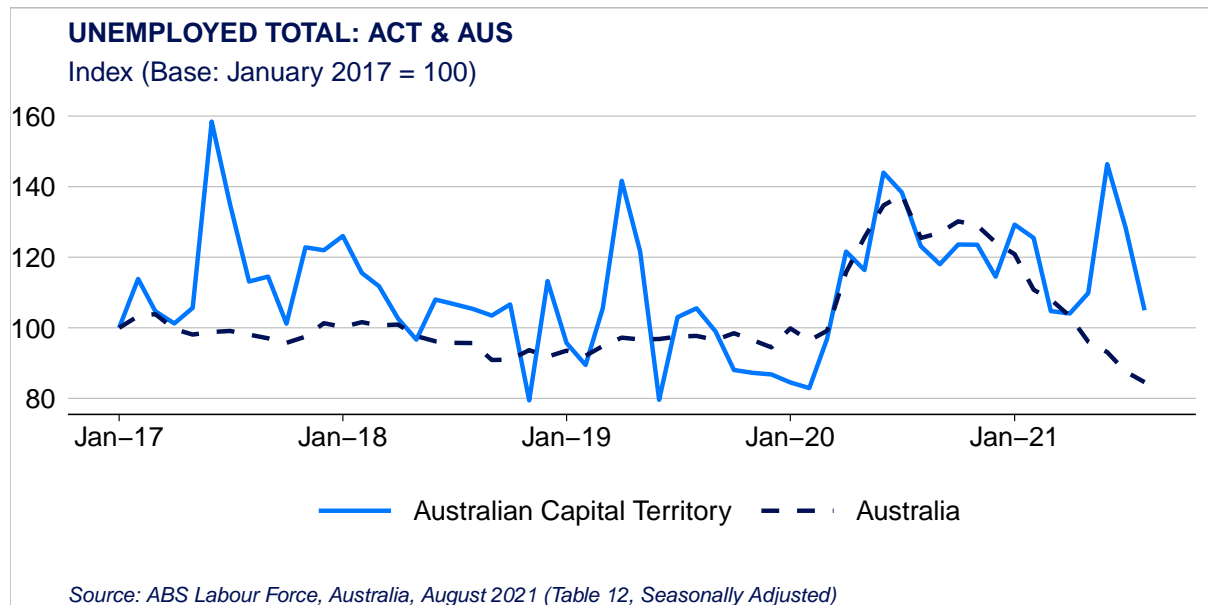
Full and Part Time Employment

- Full-time employment in Australian Capital Territory increased by 6,656 (3.8%) to 175,491 in August, and has decreased by 2,596 (-1.5%) over the year.
- Part-time employment in Australian Capital Territory, in original terms decreased by 3,452 (-5.8%) to 59,038 in August. Part-time employment has decreased by 3,712 (-6.3%) over the last year.



Unemployment

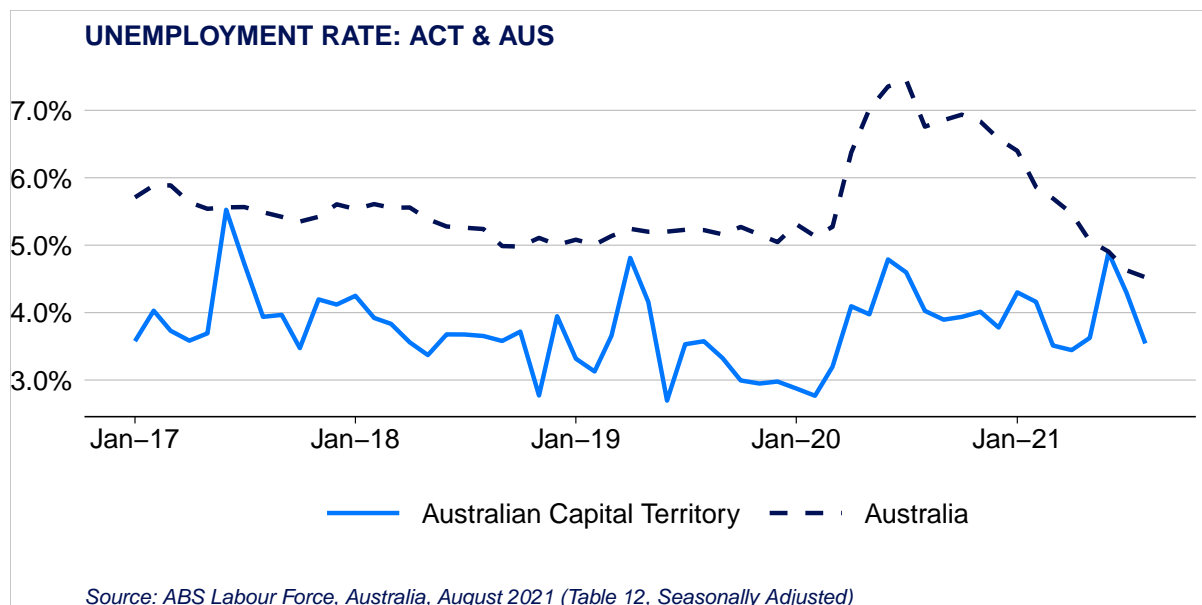
- In August, the total number of unemployed people in Australian Capital Territory decreased by 1,912 (-22.3%) to 8,568.
- Compared with August last year, unemployment in Australian Capital Territory has decreased by 1,481 (-17.3%) people.
- Nationally, total unemployment in August decreased by 21,850 (-3.5%) to 617,112 people.



Unemployment Rate

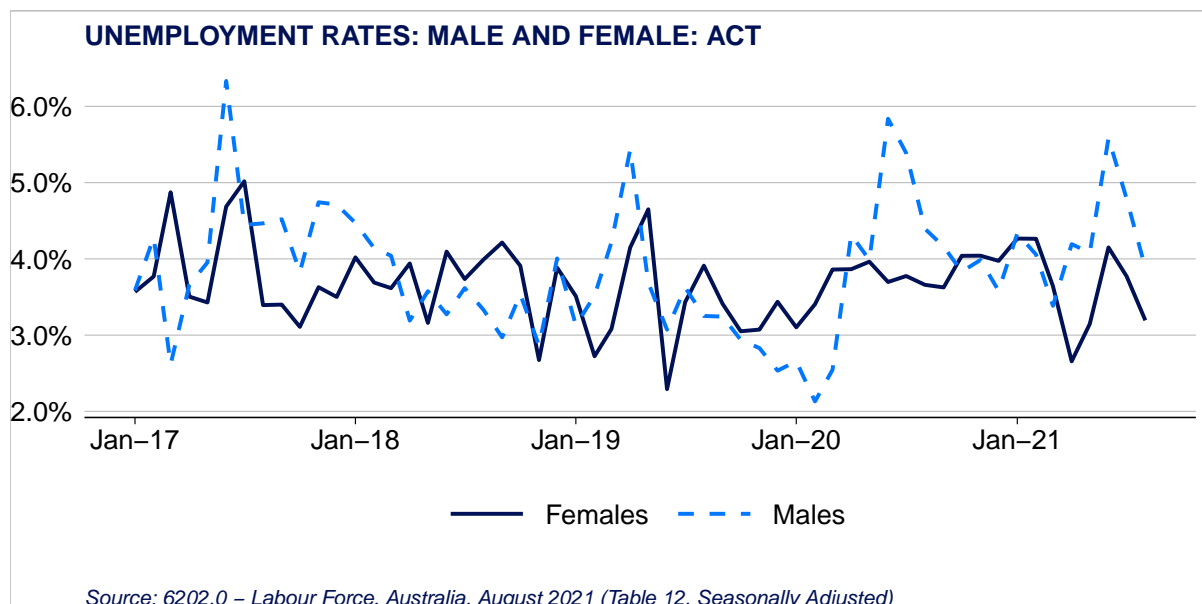
- In August, the seasonally adjusted unemployment rate in Australian Capital Territory decreased by 0.8 percentage points to 3.5%.
- Compared with August last year, the unemployment rate in Australian Capital Territory has decreased by 0.5 percentage points.
- Nationally, unemployment decreased by 0.1 percentage points to 4.5%





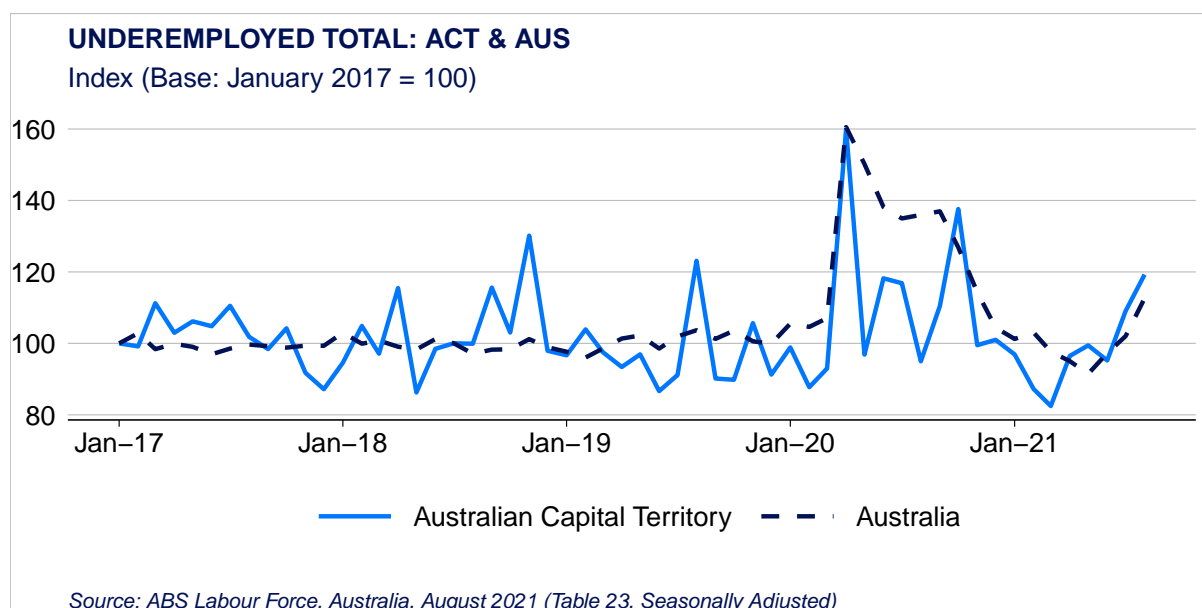
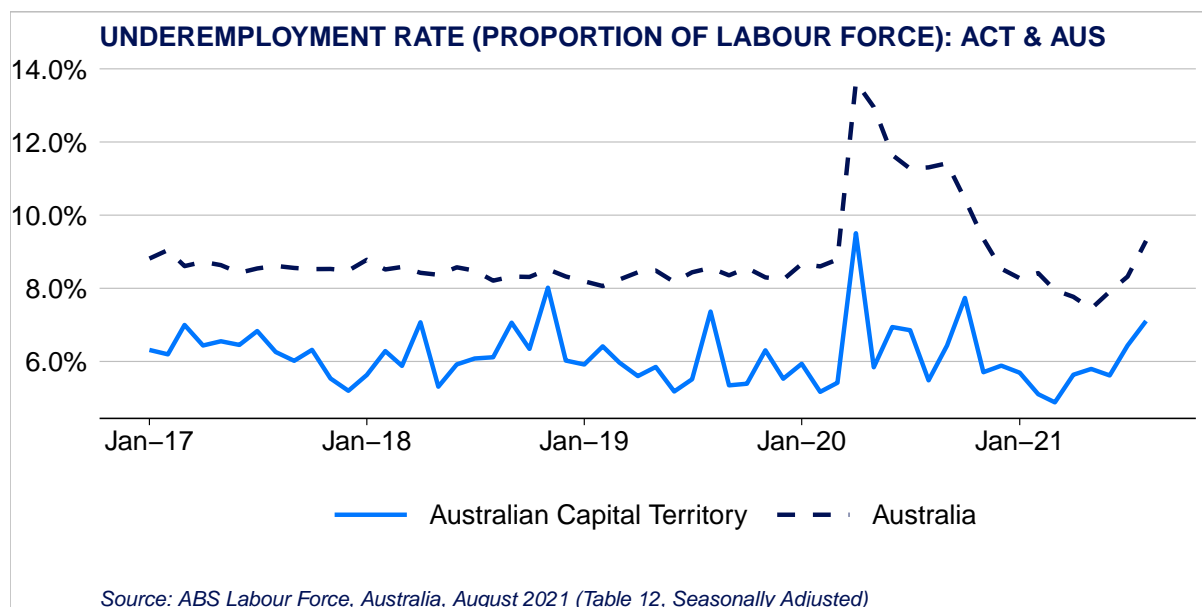
Male and Female Unemployment Rates

- In August, the seasonally adjusted unemployment rate for males in Australian Capital Territory decreased by 0.9 percentage points to 3.9%.
- Compared with August last year male unemployment in Australian Capital Territory has decreased by 0.5 percentage points.
- In the same period, the seasonally adjusted unemployment rate for females in decreased by 0.6 percentage points to 3.2%.
- Compared with August last year female unemployment in Australian Capital Territory has decreased by 0.5 percentage points.



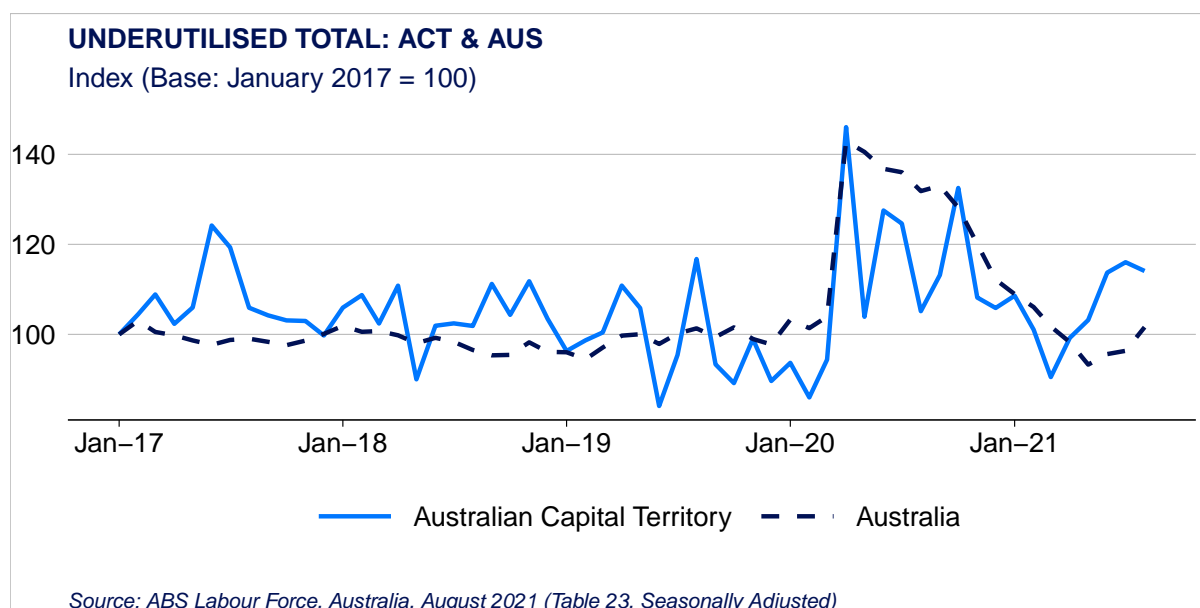
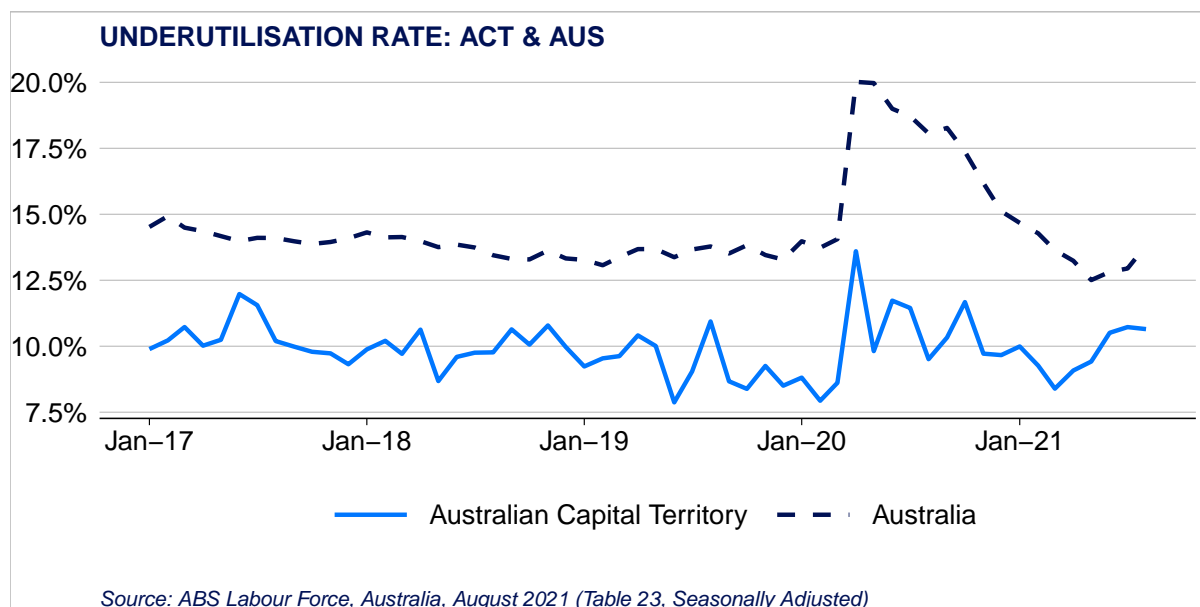
Underemployment

- The underemployment rate increased by 0.7 percentage points to 7.1%. The total number of people underemployed has increased by 1,472 (8.6%) to 17,185 people.
- Over the past year, total underemployment has increased by 3,497 (20.3%).
- Nationally, the underemployment rate in August increased by 1.0 percentage points to 9.3% and the total number of people underemployed increased by 119,332 (9.4%) to 1.27 million



Underutilisation

- The underutilisation rate decreased by 0.1 percentage points to 10.6%. Over the past month, the number of underutilised people has decreased by 440 (-1.7%) to 25,753.
- Over the past year, underutilisation in Australian Capital Territory has increased by 2,016 (7.8%).
- Nationally the underutilisation rate in August increased by 0.9 percentage points to 13.8%, and the total number of underutilised people increased by 97,481 (5.2%) to 1.89 million.



Hours Worked

- The total number of hours worked in all jobs decreased by 820,594 (-2.6%) to 31.39 million.
- Over the past year, the number of hours worked in Australian Capital Territory has decreased by 0.99 million (-3.1%).
- Nationally, the total number of hours worked in August decreased by 65.98 million (-3.8%) to 1,714 million.

