



## Labour Market Brief Australian Capital Territory

### Summary

The ABS Labour Force Survey data for **Australian Capital Territory** released in February for January showed that in **original** terms:

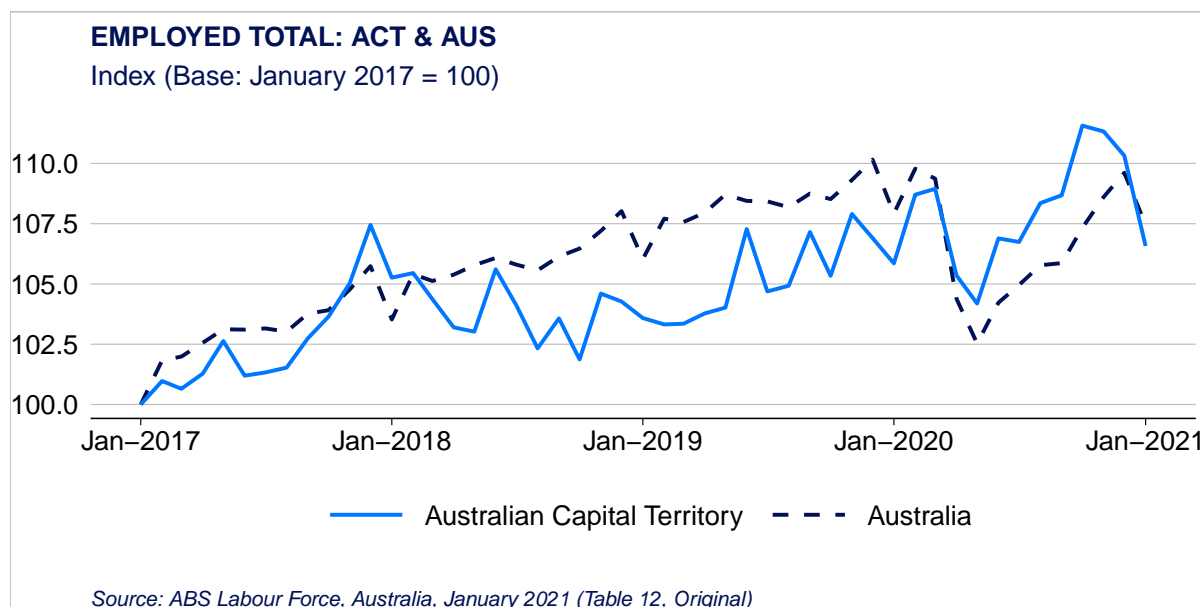
- Total *employment* decreased by 8,225 (-3.5%) to 233,884 people.
  - Over the past year, employment in Australian Capital Territory has increased by 1,580 (0.7%).
- Total *unemployment* increased by 2,812 (23.8%) to 11,823 people, and the *unemployment rate* increased by 1.2 percentage points to 4.8%.
  - Over the past year, unemployment in Australian Capital Territory has increased by 4,147 (35.1%), and the unemployment rate has increased by 1.6 percentage points.
- Total *underutilisation* has increased by 2,773 (10.1%) to 27,567 people, and the *underutilisation rate* increased by 1.3 percentage points to 11.2%.
  - Over the past year, total underutilisation has increased by 3,875 (14.1%) and the underutilisation rate has increased by 1.3 percentage points.

**Nationally** in January:

- Total *employment* decreased by 257,515 (-2.0%) to 12.77 million people.
  - Over the past year, employment in Australia has decreased by 56,556 (-0.4%).
- Total *unemployment* increased by 64,931 (6.9%) to 940,820 people and the *unemployment rate* increased by 0.6 percentage points to 6.9%.
  - Over the past year, unemployment in Australia has increased by 165,791 (17.6%) and the *unemployment rate* has increased by 1.2 percentage points.
- Total *underutilisation* decreased by 13,115 (-0.6%) to 2.11 million people, and the *underutilisation rate* increased by 0.1 percentage points to 15.4%.
  - Over the past year, total underutilisation has increased by 111,215 (5.3%) and the underutilisation rate has increased by 0.7 percentage points.

## Employment

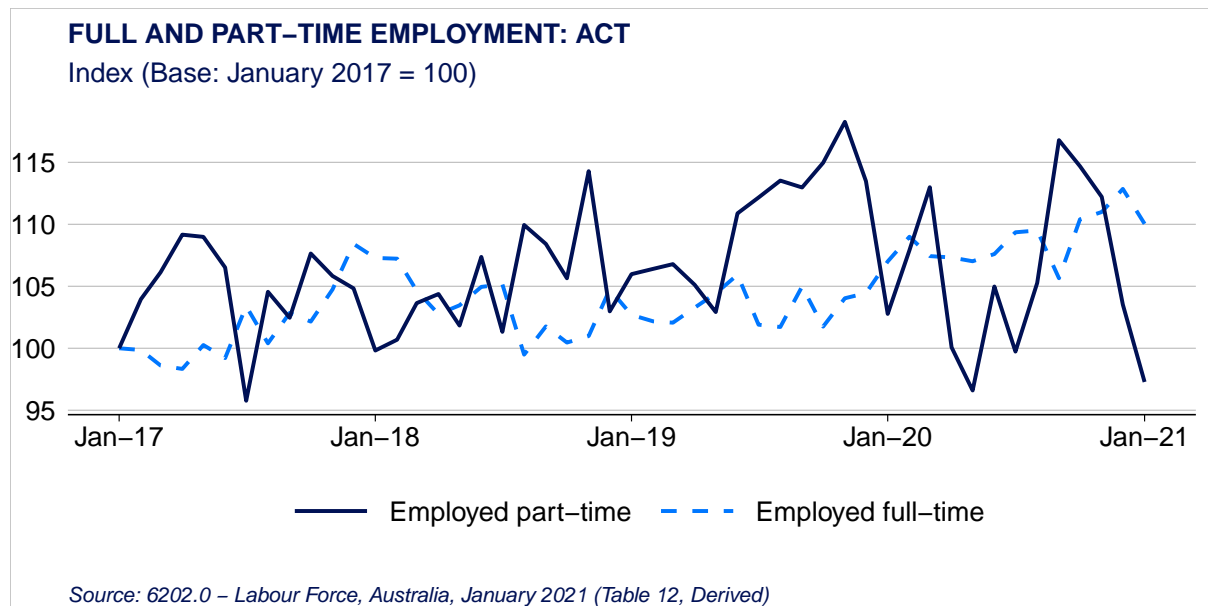
- In January, original employment in Australian Capital Territory decreased by 8,225 (-3.5%) to 233,884 people.
- Compared with January last year, total employment in Australian Capital Territory has increased by 1,580 (0.7%).
- Nationally, employment in decreased by 257,515 (-2.0%) to 12.77 million people.



## Full and Part Time Employment

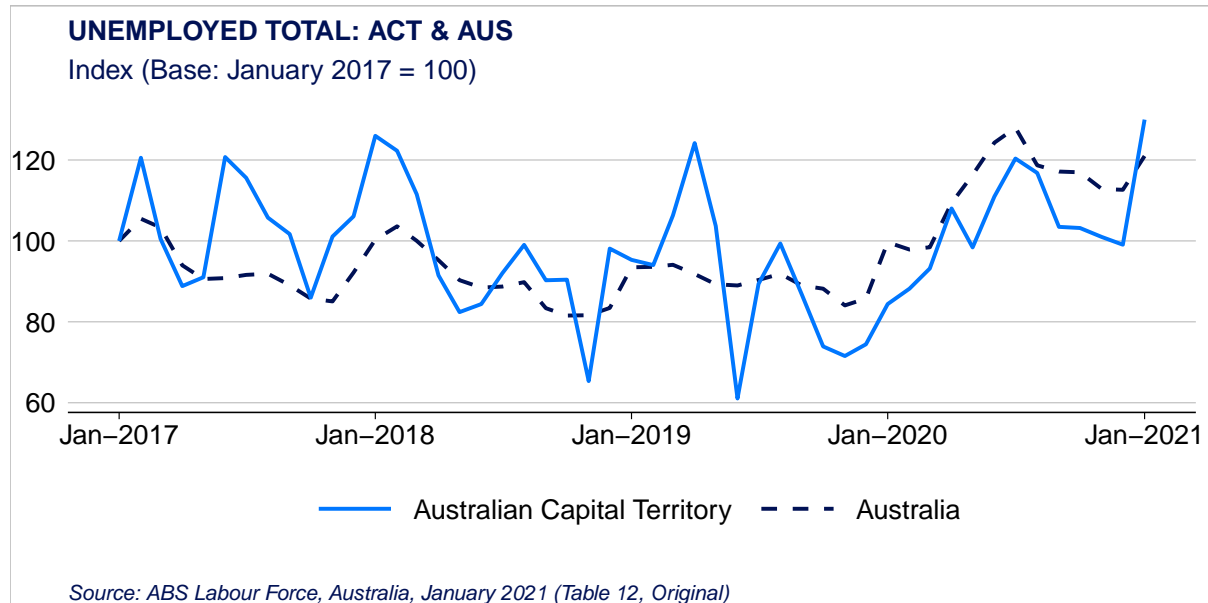
- Full-time employment in Australian Capital Territory decreased by 4,501 (-2.6%) to 175,882 in January, and has increased by 4,854 (2.8%) over the year.
- Part-time employment in Australian Capital Territory, in original terms decreased by 3,724 (-6.4%) to 58,002 in January. Part-time employment has decreased by 3,274 (-5.6%) over the last year.





## Unemployment

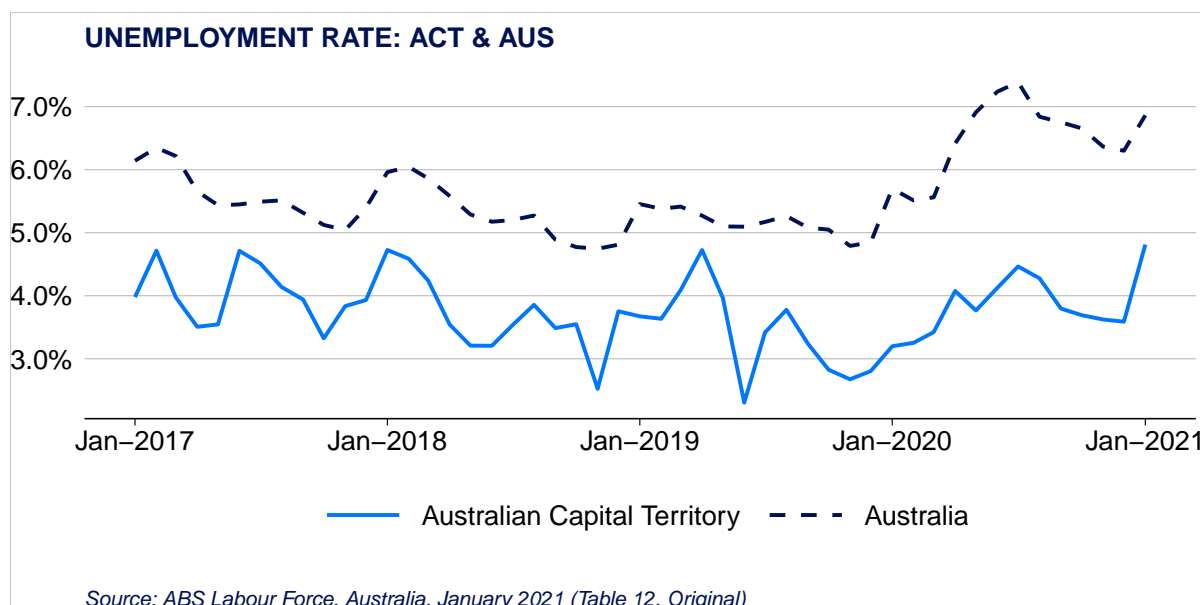
- In January, the total number of unemployed people in Australian Capital Territory increased by 2,812 (23.8%) to 11,823.
- Compared with January last year, unemployment in Australian Capital Territory has increased by 4,147 (35.1%) people.
- Nationally, total unemployment in January increased by 64,931 (6.9%) to 940,820 people.



## Unemployment Rate

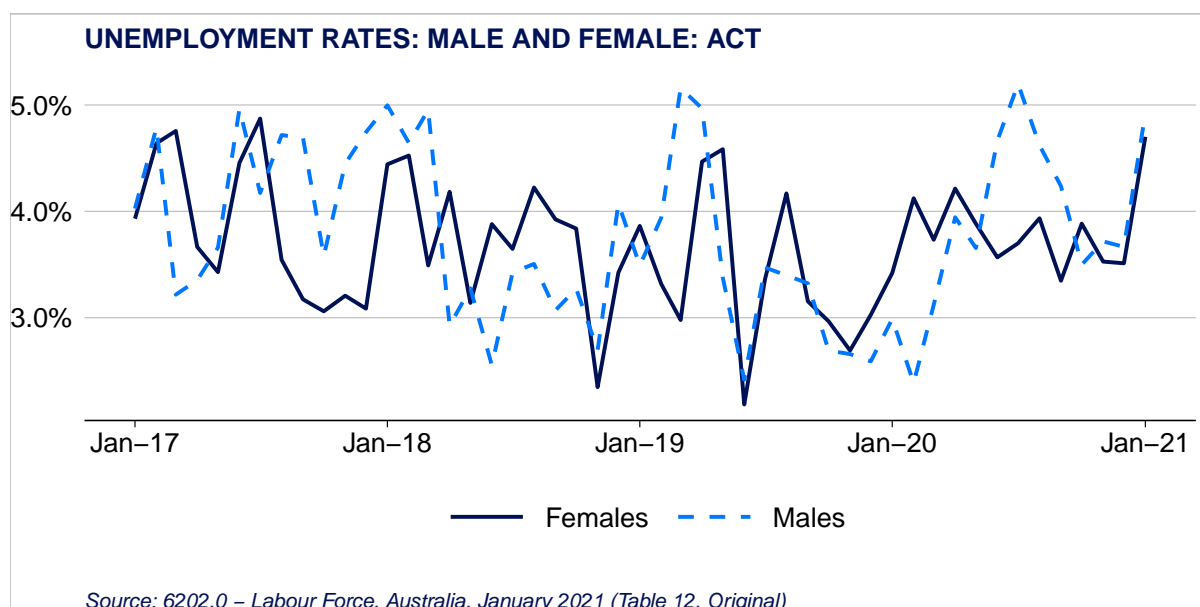
- In January, the original unemployment rate in Australian Capital Territory increased by 1.2 percentage points to 4.8%.
- Compared with January last year, the unemployment rate in Australian Capital Territory has increased by 1.6 percentage points.
- Nationally, unemployment increased by 0.6 percentage points to 6.9%





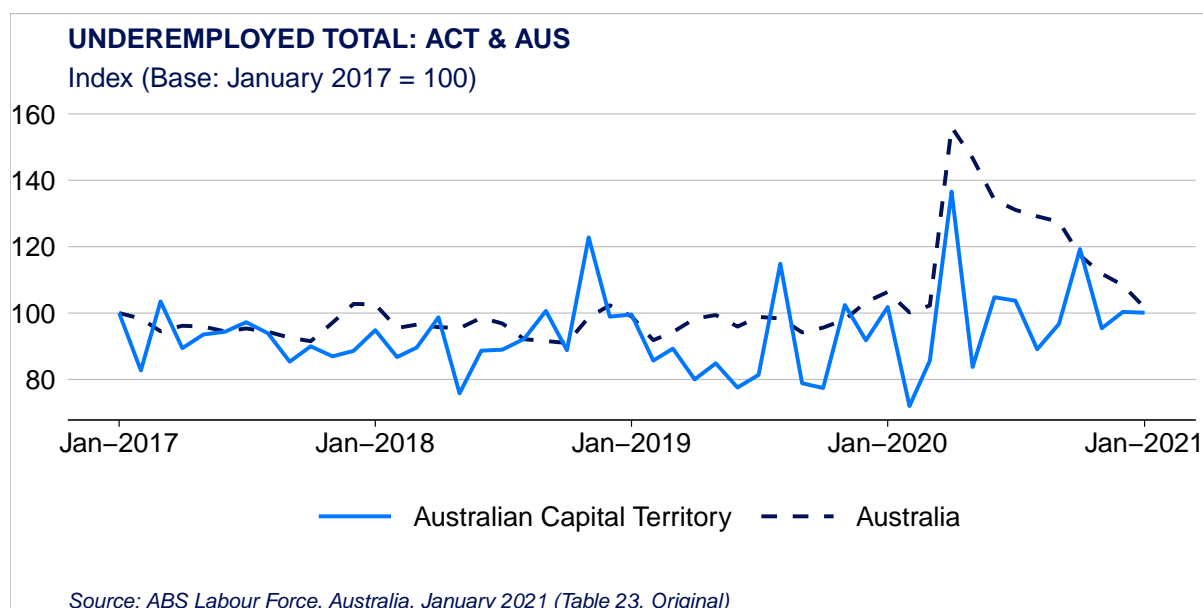
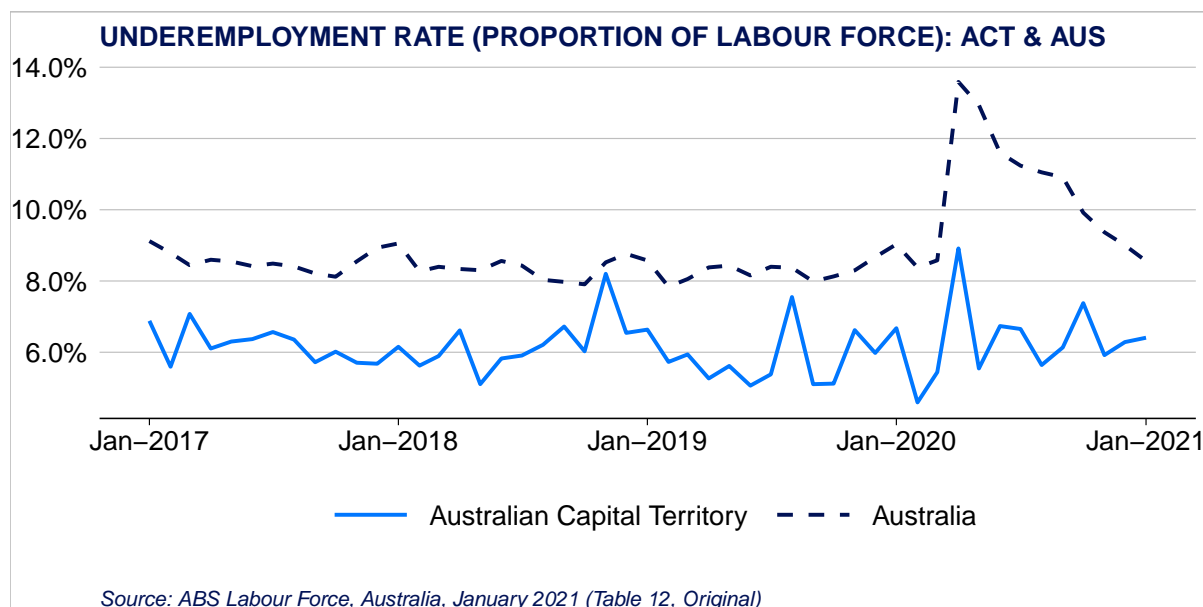
### Male and Female Unemployment Rates

- In January, the original unemployment rate for males in Australian Capital Territory increased by 1.2 percentage points to 4.9%.
- Compared with January last year male unemployment in Australian Capital Territory has increased by 1.9 percentage points.
- In the same period, the original unemployment rate for females in increased by 1.2 percentage points to 4.7%.
- Compared with January last year female unemployment in Australian Capital Territory has increased by 1.3 percentage points.



## Underemployment

- The underemployment rate increased by 0.1 percentage points to 6.4% . The total number of people underemployed has decreased by 40 (-0.3%) to 15,744 people.
- Over the past year, total underemployment has decreased by 272 (-1.7%).
- Nationally, the underemployment rate in January decreased by 0.4 percentage points to 8.6% and the total number of people underemployed decreased by 78,047 (-6.6%) to 1.17 million



## Underutilisation

- The underutilisation rate increased by 1.3 percentage points to 11.2%. Over the past month, the number of underutilised people has increased by 2,773 (10.1%) to 27,567.
- Over the past year, underutilisation in Australian Capital Territory has increased by 3,875 (14.1%).
- Nationally the underutilisation rate in January increased by 0.1 percentage points to 15.4%, and the total number of underutilised people decreased by 13,115 (-0.6%) to 2.11 million.

