



## Labour Market Brief Australian Capital Territory

### Summary

The ABS Labour Force Survey data for **Australian Capital Territory** released in August for July showed that in **seasonally adjusted** terms:

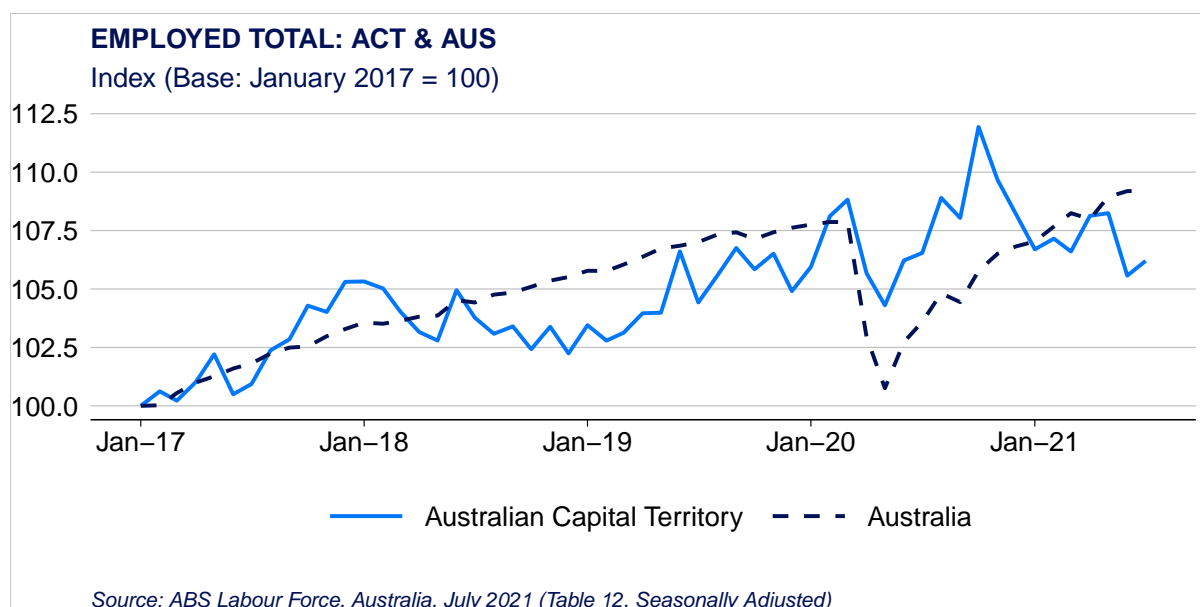
- Total *employment* increased by 1,384 (0.6%) to 233,684 people.
  - Over the past year, employment in Australian Capital Territory has decreased by 753 (-0.3%).
- Total *unemployment* decreased by 1,471 (-14.1%) to 10,458 people, and the *unemployment rate* decreased by 0.6 percentage points to 4.3%.
  - Over the past year, unemployment in Australian Capital Territory has decreased by 839 (-8.0%), and the unemployment rate has decreased by 0.3 percentage points.
- Total *underutilisation* has increased by 506 (1.9%) to 26,153 people, and the *underutilisation rate* increased by 0.2 percentage points to 10.7%.
  - Over the past year, total underutilisation has decreased by 1,984 (-7.6%) and the underutilisation rate has decreased by 0.8 percentage points.

**Nationally** in July:

- Total *employment* increased by 2,167 (0.0%) to 13.16 million people.
  - Over the past year, employment in Australia has increased by 676,642 (5.1%).
- Total *unemployment* decreased by 39,901 (-6.2%) to 639,245 people and the *unemployment rate* decreased by 0.3 percentage points to 4.6%.
  - Over the past year, unemployment in Australia has decreased by 364,928 (-57.1%) and the *unemployment rate* has decreased by 2.8 percentage points.
- Total *underutilisation* increased by 13,268 (0.7%) to 1.79 million people, and the *underutilisation rate* increased by 0.1 percentage points to 12.9%.
  - Over the past year, total underutilisation has decreased by 737,398 (-41.3%) and the underutilisation rate has decreased by 5.8 percentage points.

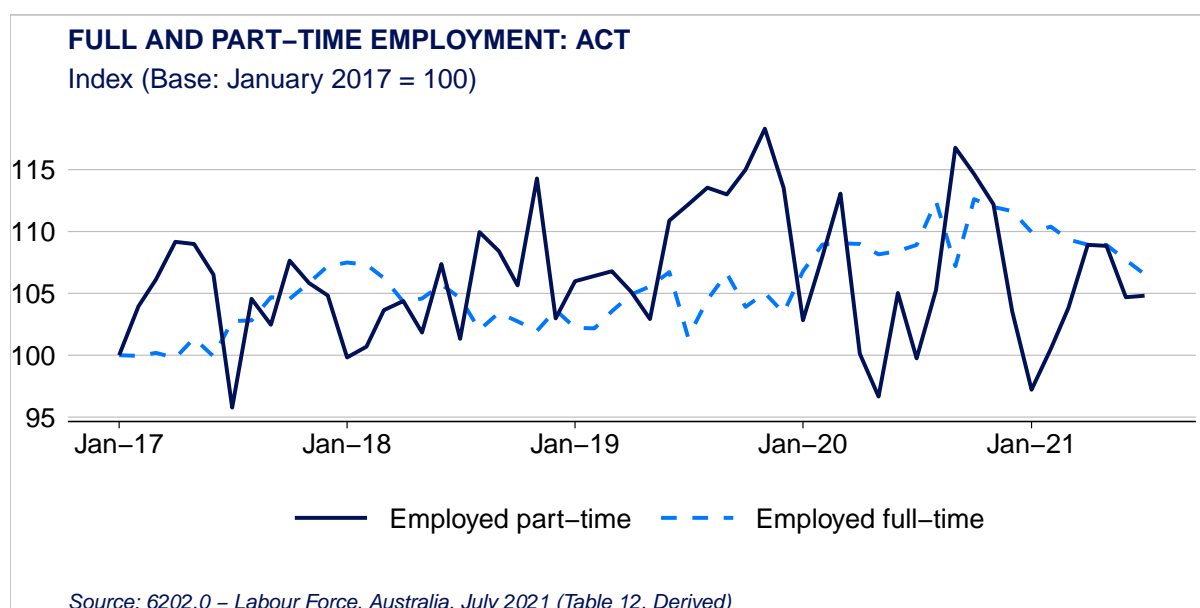
## Employment

- In July, seasonally adjusted employment in Australian Capital Territory increased by 1,384 (0.6%) to 233,684 people.
- Compared with July last year, total employment in Australian Capital Territory has decreased by 753 (-0.3%).
- Nationally, employment in increased by 2,167 (0.0%) to 13.16 million people.



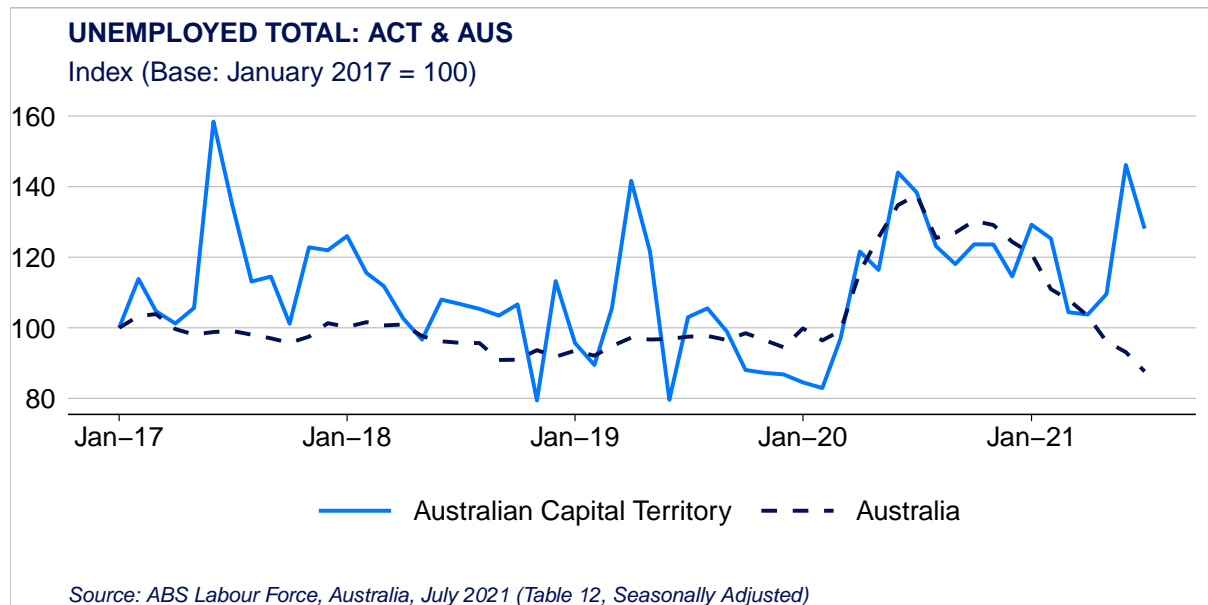
## Full and Part Time Employment

- Full-time employment in Australian Capital Territory decreased by 1,808 (-1.1%) to 168,788 in July, and has decreased by 3,739 (-2.2%) over the year.
- Part-time employment in Australian Capital Territory, in original terms increased by 73 (0.1%) to 62,491 in July. Part-time employment has increased by 3,018 (4.8%) over the last year.



## Unemployment

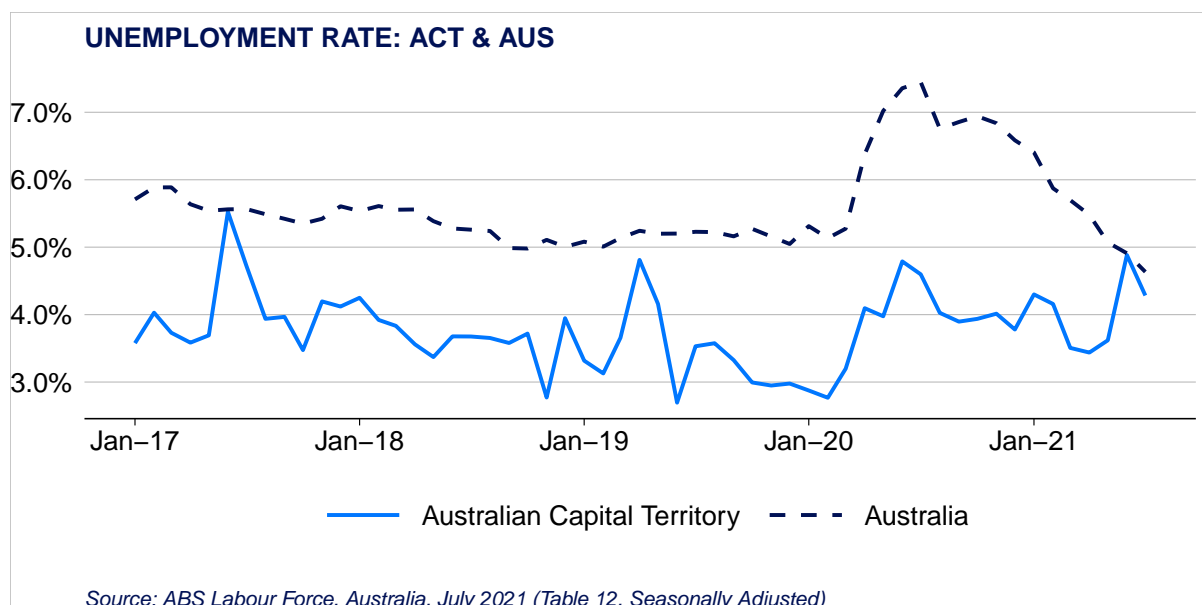
- In July, the total number of unemployed people in Australian Capital Territory decreased by 1,471 (-14.1%) to 10,458.
- Compared with July last year, unemployment in Australian Capital Territory has decreased by 839 (-8.0%) people.
- Nationally, total unemployment in July decreased by 39,901 (-6.2%) to 639,245 people.



## Unemployment Rate

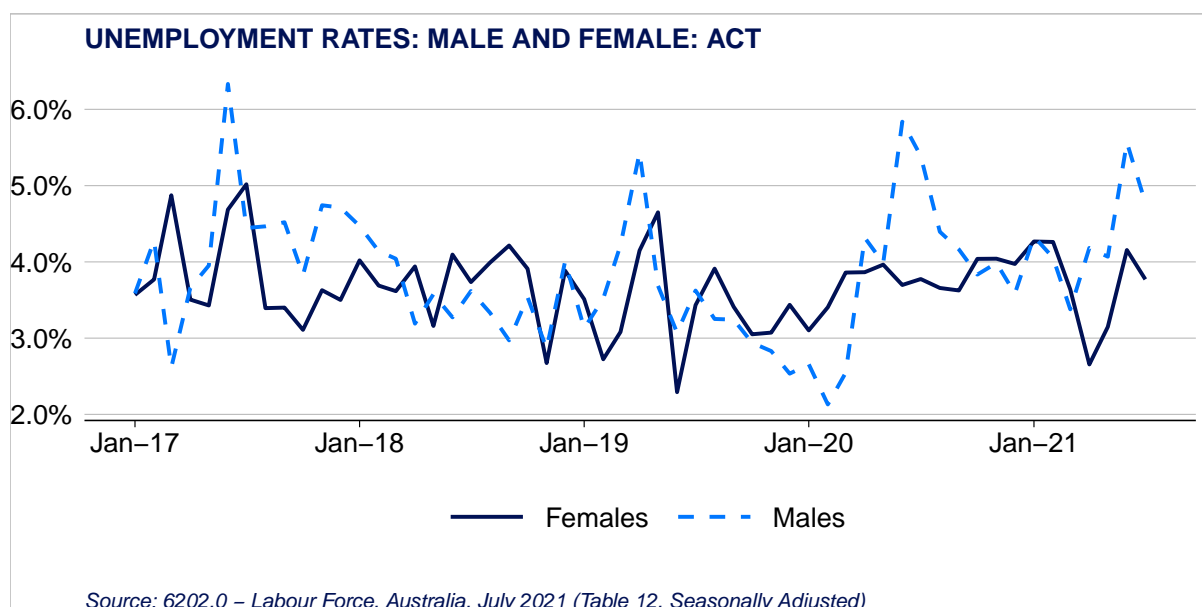
- In July, the seasonally adjusted unemployment rate in Australian Capital Territory decreased by 0.6 percentage points to 4.3%.
- Compared with July last year, the unemployment rate in Australian Capital Territory has decreased by 0.3 percentage points.
- Nationally, unemployment decreased by 0.3 percentage points to 4.6%





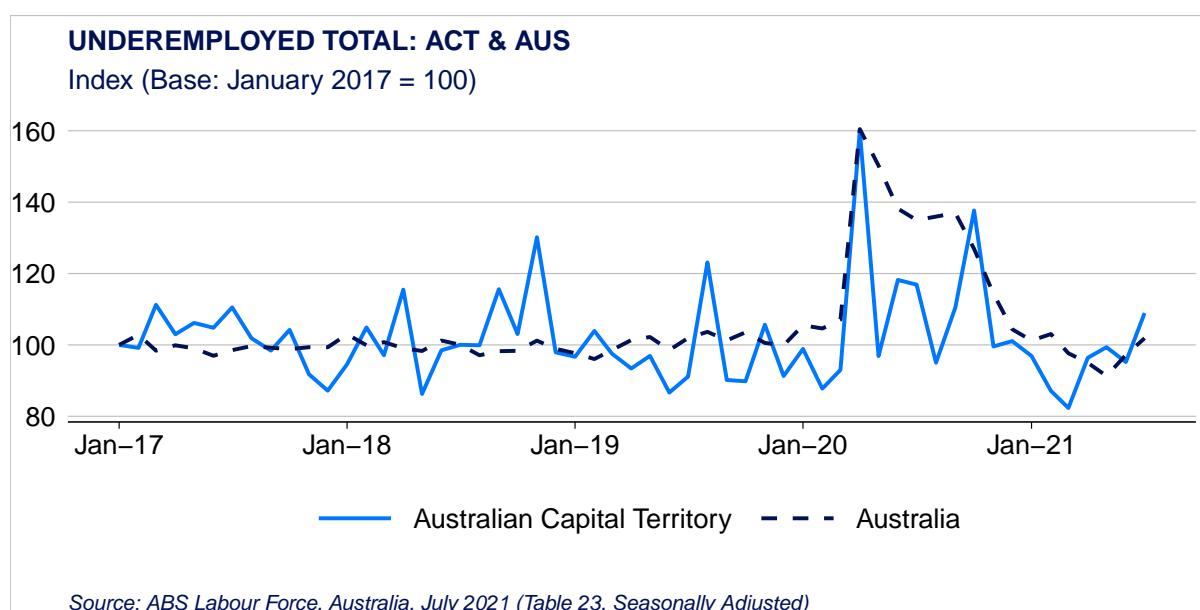
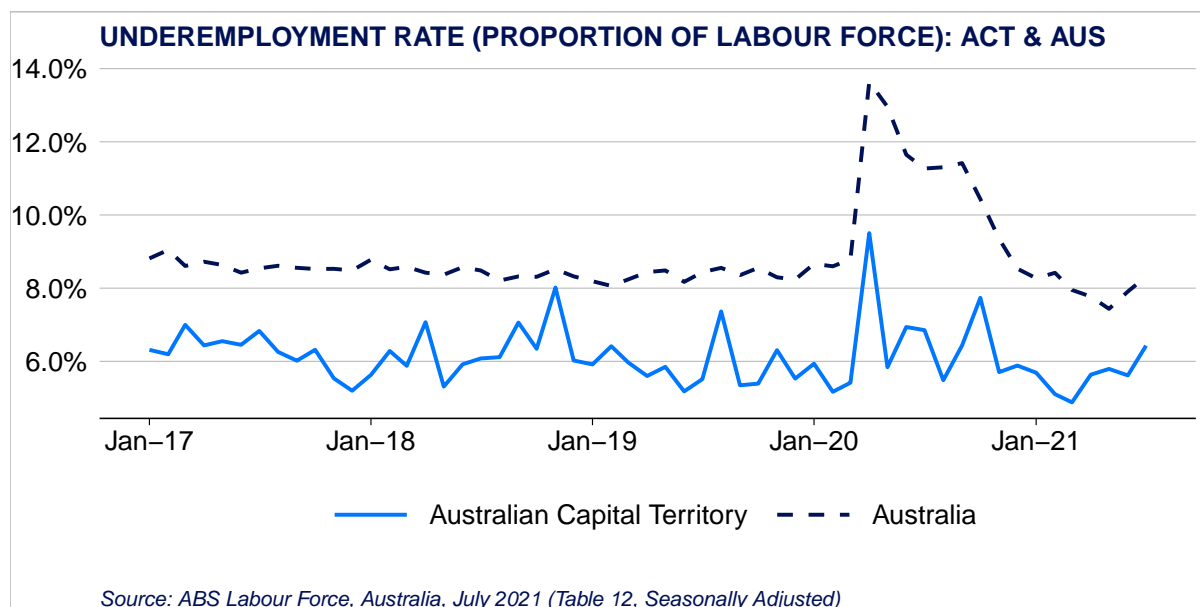
### Male and Female Unemployment Rates

- In July, the seasonally adjusted unemployment rate for males in Australian Capital Territory decreased by 0.8 percentage points to 4.8%.
- Compared with July last year male unemployment in Australian Capital Territory has decreased by 0.6 percentage points.
- In the same period, the seasonally adjusted unemployment rate for females in decreased by 0.4 percentage points to 3.8%.
- Compared with July last year female unemployment in Australian Capital Territory has remained steady at 3.8%.



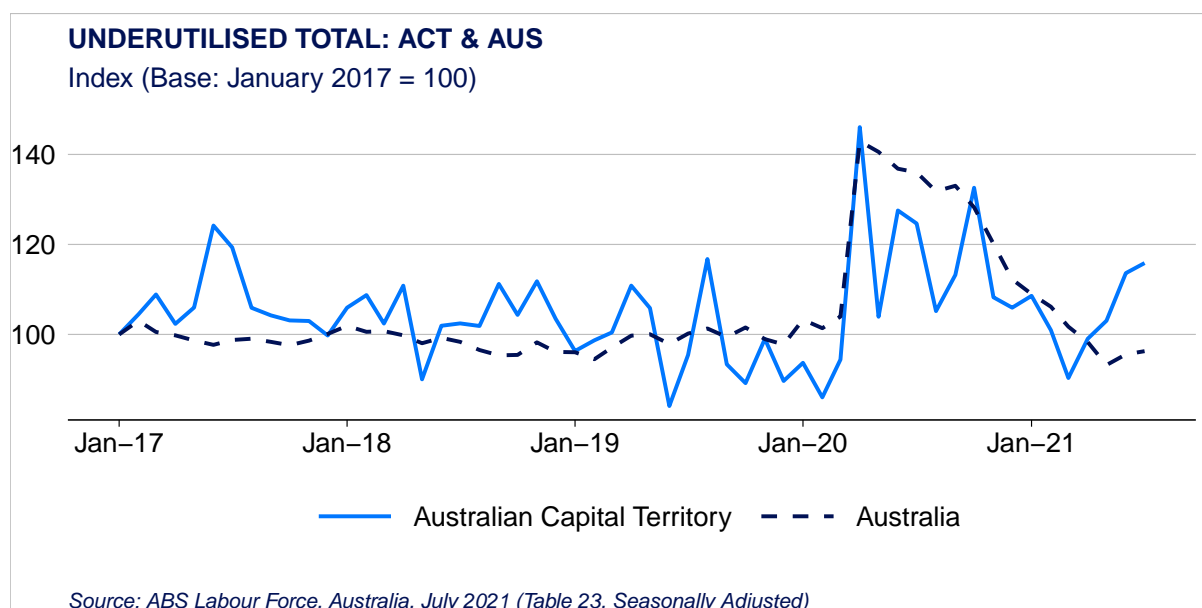
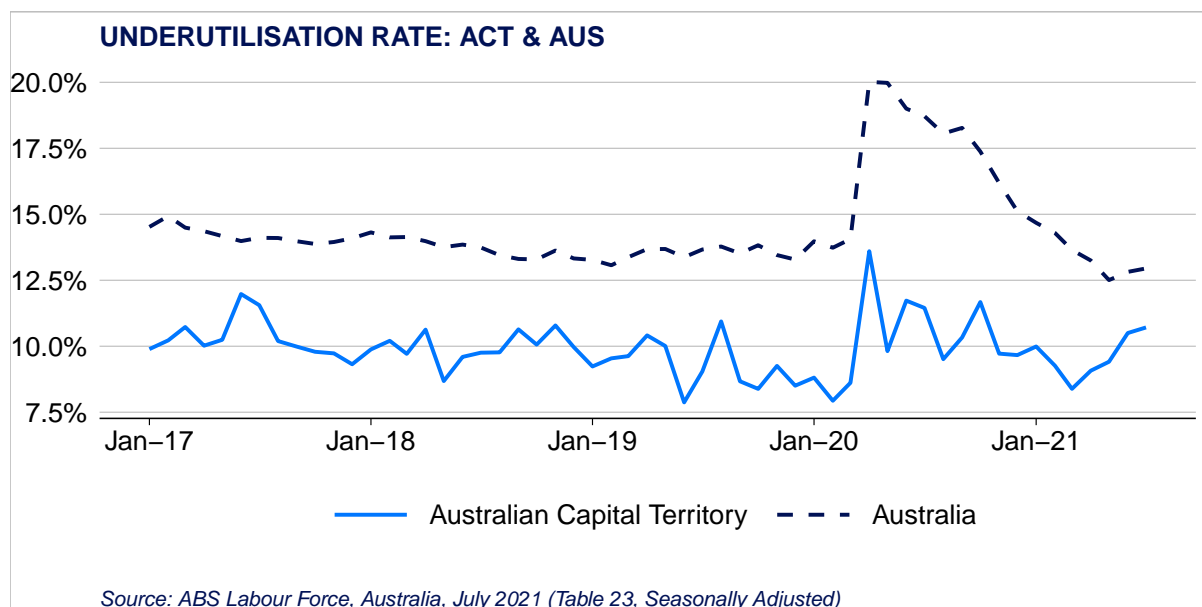
## Underemployment

- The underemployment rate increased by 0.8 percentage points to 6.4%. The total number of people underemployed has increased by 1,977 (12.6%) to 15,696 people.
- Over the past year, total underemployment has decreased by 1,146 (-7.3%).
- Nationally, the underemployment rate in July increased by 0.4 percentage points to 8.3% and the total number of people underemployed increased by 53,169 (4.6%) to 1.15 million



## Underutilisation

- The underutilisation rate increased by 0.2 percentage points to 10.7%. Over the past month, the number of underutilised people has increased by 506 (1.9%) to 26,153.
- Over the past year, underutilisation in Australian Capital Territory has decreased by 1,984 (-7.6%).
- Nationally the underutilisation rate in July increased by 0.1 percentage points to 12.9%, and the total number of underutilised people increased by 13,268 (0.7%) to 1.79 million.



### Hours Worked

- The total number of hours worked in all jobs decreased by 651,077 (-2.0%) to 32.20 million.
- Over the past year, the number of hours worked in Australian Capital Territory has decreased by 50,437 (-0.2%).
- Nationally, the total number of hours worked in July decreased by 3.06 million (-0.2%) to 1,778 million.

