



Labour Market Brief Australian Capital Territory

Summary

The ABS Labour Force Survey data for **Australian Capital Territory** released in July for June showed that in **seasonally adjusted** terms:

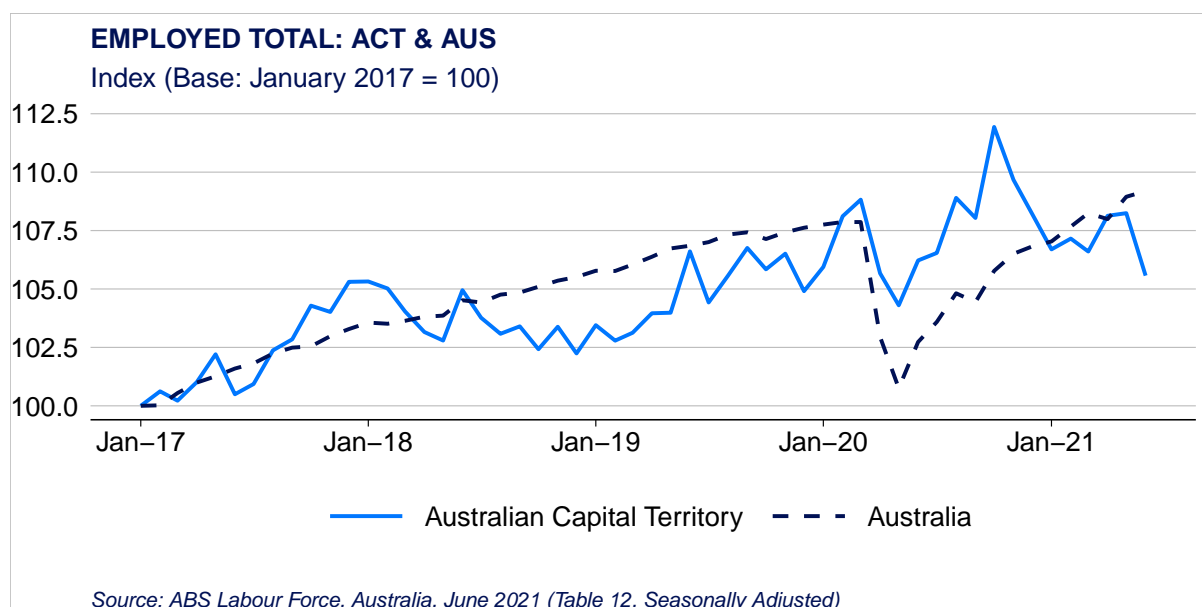
- Total *employment* decreased by 5,882 (-2.5%) to 232,299 people.
 - Over the past year, employment in Australian Capital Territory has decreased by 1,430 (-0.6%).
- Total *unemployment* increased by 2,985 (25.0%) to 11,929 people, and the *unemployment rate* increased by 1.3 percentage points to 4.9%.
 - Over the past year, unemployment in Australian Capital Territory has increased by 172 (1.4%), and the unemployment rate has increased by 0.1 percentage points.
- Total *underutilisation* has increased by 2,386 (9.3%) to 25,648 people, and the *underutilisation rate* increased by 1.1 percentage points to 10.5%.
 - Over the past year, total underutilisation has decreased by 3,143 (-12.3%) and the underutilisation rate has decreased by 1.2 percentage points.

Nationally in June:

- Total *employment* increased by 29,086 (0.2%) to 13.15 million people.
 - Over the past year, employment in Australia has increased by 777,861 (5.9%).
- Total *unemployment* decreased by 21,992 (-3.2%) to 679,146 people and the *unemployment rate* decreased by 0.2 percentage points to 4.9%.
 - Over the past year, unemployment in Australia has decreased by 303,706 (-44.7%) and the *unemployment rate* has decreased by 2.5 percentage points.
- Total *underutilisation* increased by 43,968 (2.5%) to 1.77 million people, and the *underutilisation rate* increased by 0.3 percentage points to 12.8%.
 - Over the past year, total underutilisation has decreased by 765,553 (-43.2%) and the underutilisation rate has decreased by 6.2 percentage points.

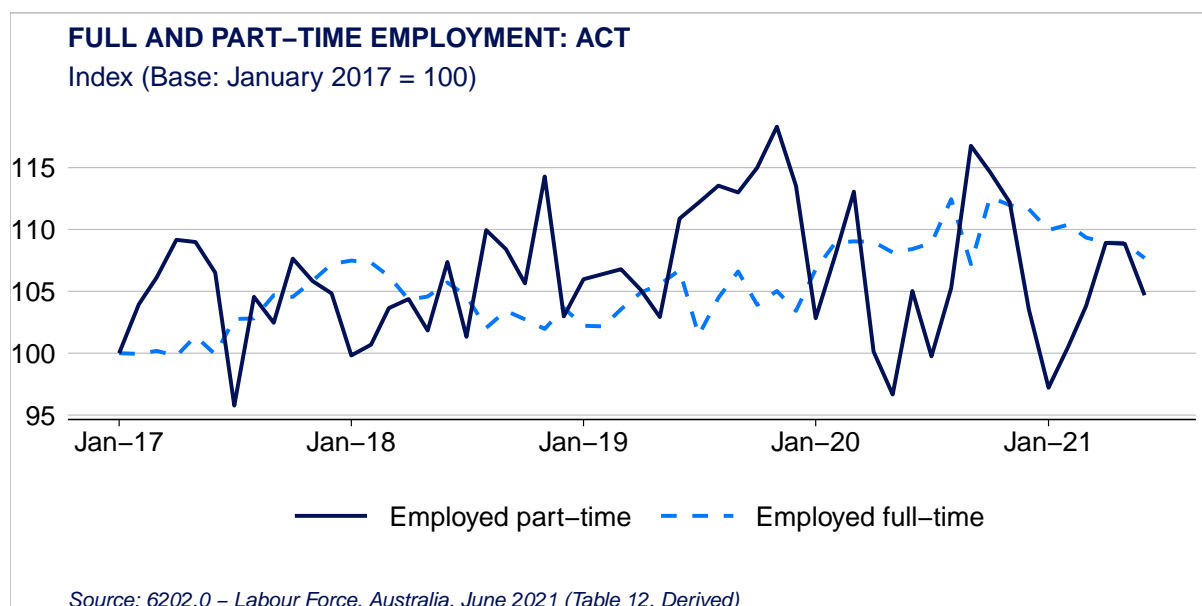
Employment

- In June, seasonally adjusted employment in Australian Capital Territory decreased by 5,882 (-2.5%) to 232,299 people.
- Compared with June last year, total employment in Australian Capital Territory has decreased by 1,430 (-0.6%).
- Nationally, employment in increased by 29,086 (0.2%) to 13.15 million people.



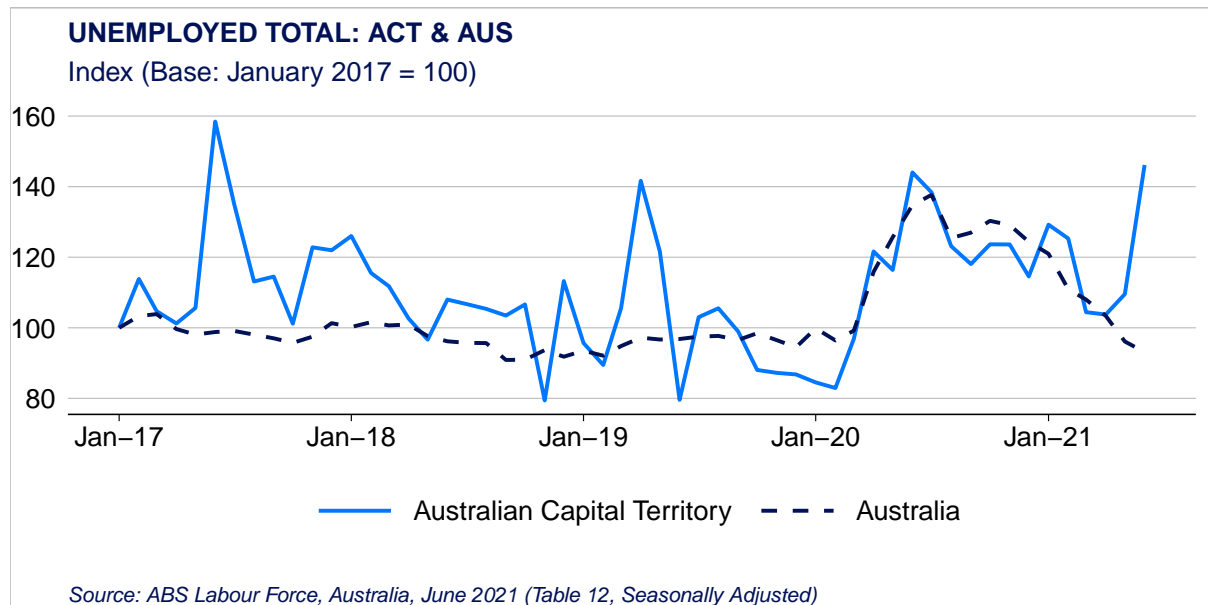
Full and Part Time Employment

- Full-time employment in Australian Capital Territory decreased by 1,936 (-1.1%) to 170,595 in June, and has decreased by 1,155 (-0.7%) over the year.
- Part-time employment in Australian Capital Territory, in original terms decreased by 2,475 (-4.0%) to 62,418 in June. Part-time employment has decreased by 204 (-0.3%) over the last year.



Unemployment

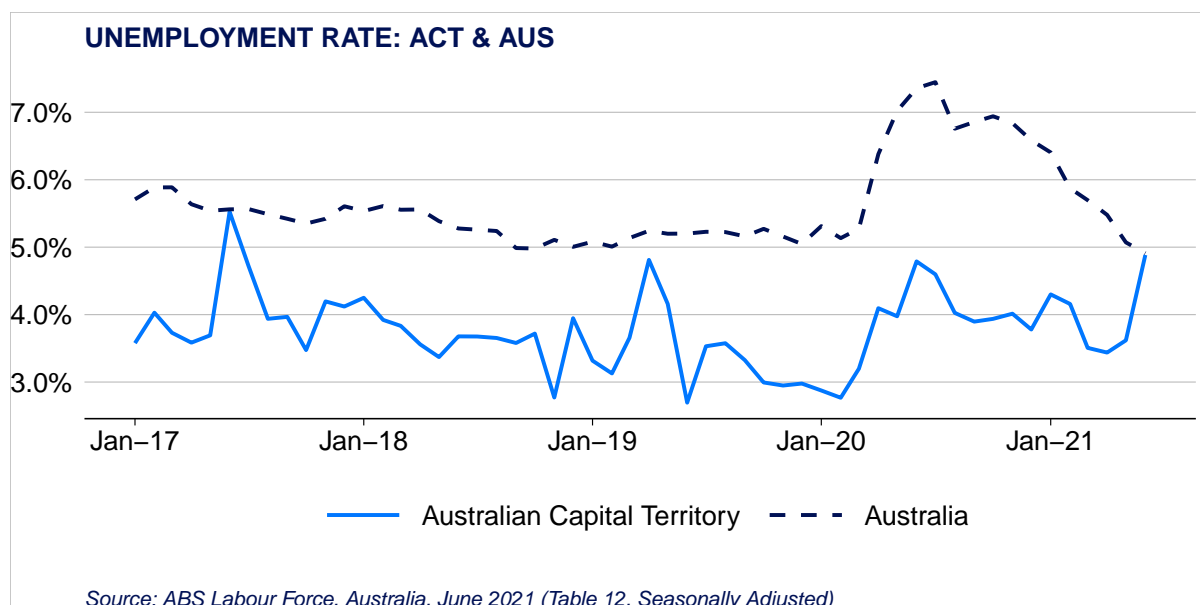
- In June, the total number of unemployed people in Australian Capital Territory increased by 2,985 (25.0%) to 11,929.
- Compared with June last year, unemployment in Australian Capital Territory has increased by 172 (1.4%) people.
- Nationally, total unemployment in June decreased by 21,992 (-3.2%) to 679,146 people.



Unemployment Rate

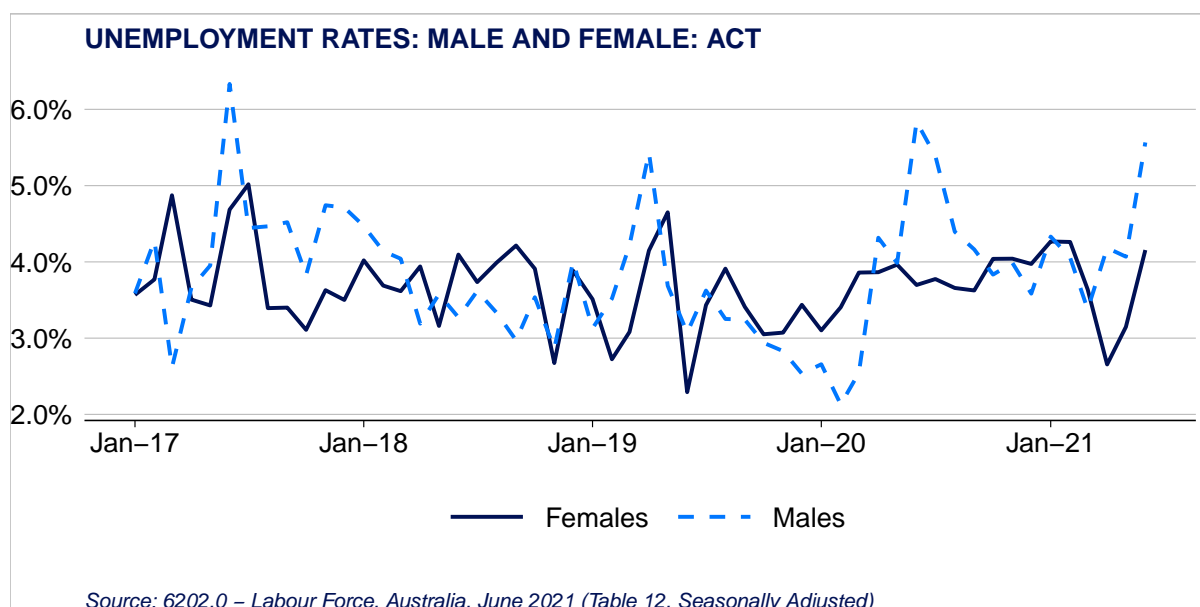
- In June, the seasonally adjusted unemployment rate in Australian Capital Territory increased by 1.3 percentage points to 4.9%.
- Compared with June last year, the unemployment rate in Australian Capital Territory has increased by 0.1 percentage points.
- Nationally, unemployment decreased by 0.2 percentage points to 4.9%





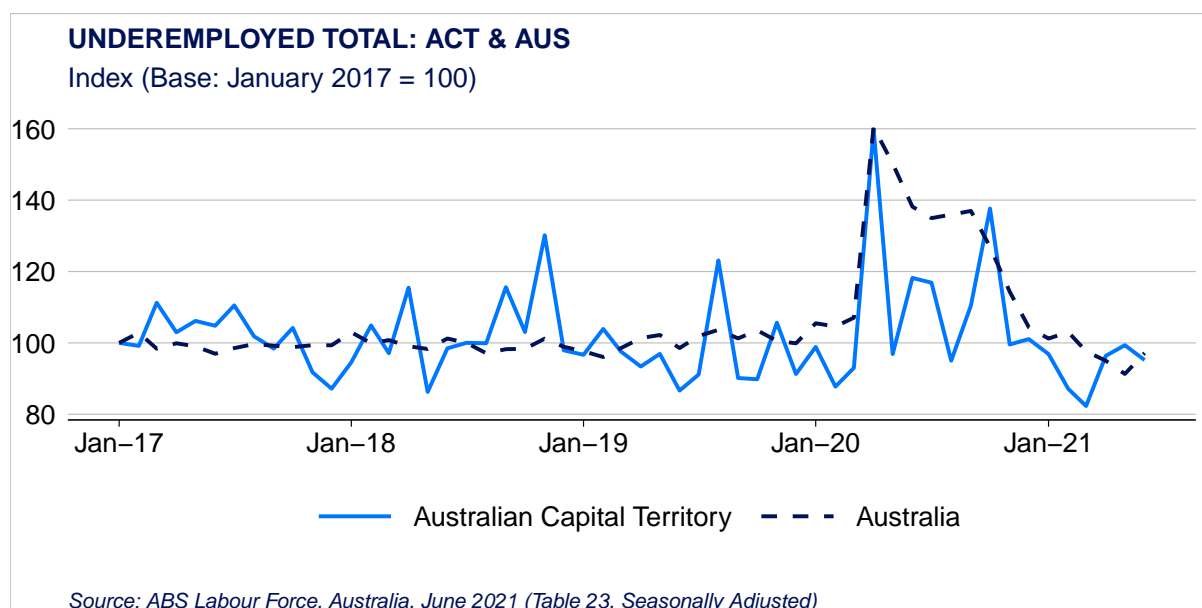
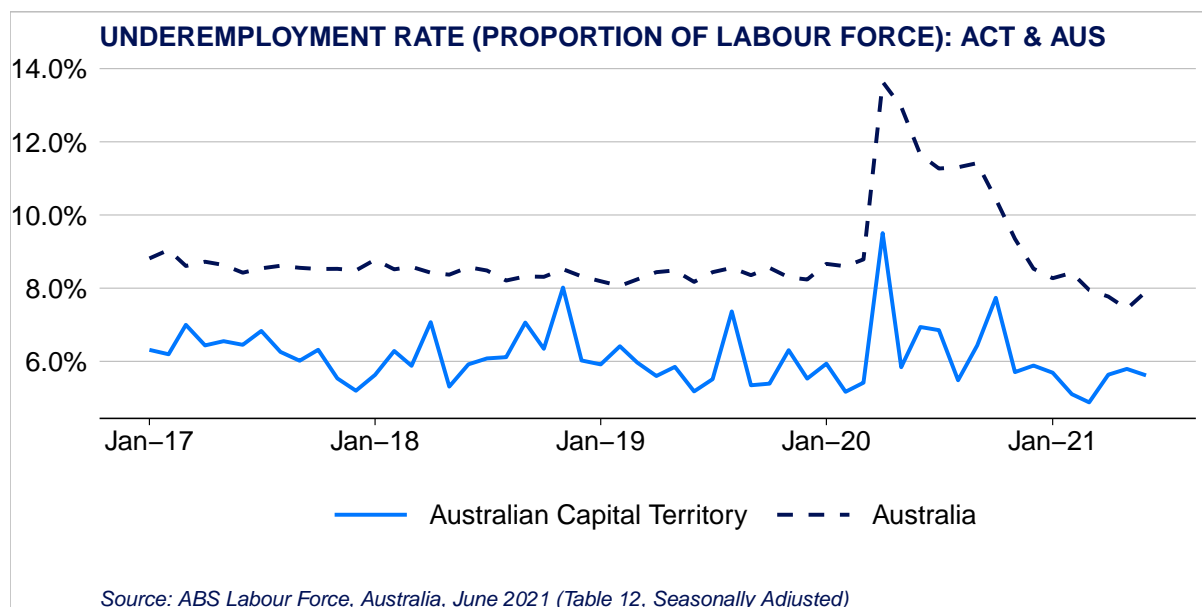
Male and Female Unemployment Rates

- In June, the seasonally adjusted unemployment rate for males in Australian Capital Territory increased by 1.5 percentage points to 5.6%.
- Compared with June last year male unemployment in Australian Capital Territory has decreased by 0.2 percentage points.
- In the same period, the seasonally adjusted unemployment rate for females in increased by 1.1 percentage points to 4.2%.
- Compared with June last year female unemployment in Australian Capital Territory has increased by 0.5 percentage points.



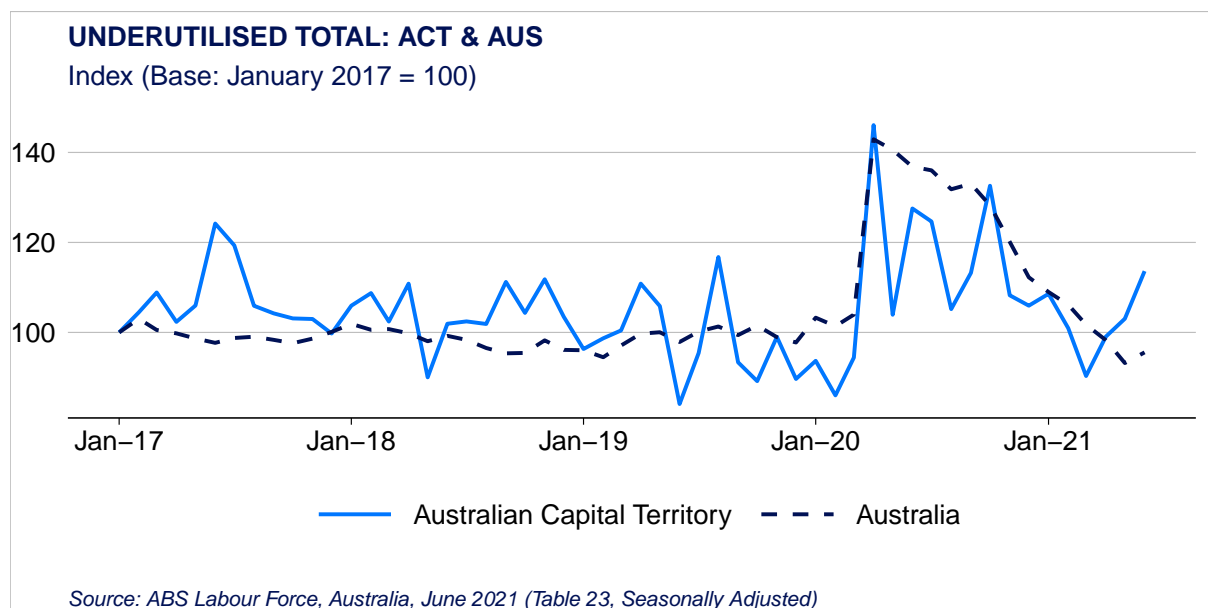
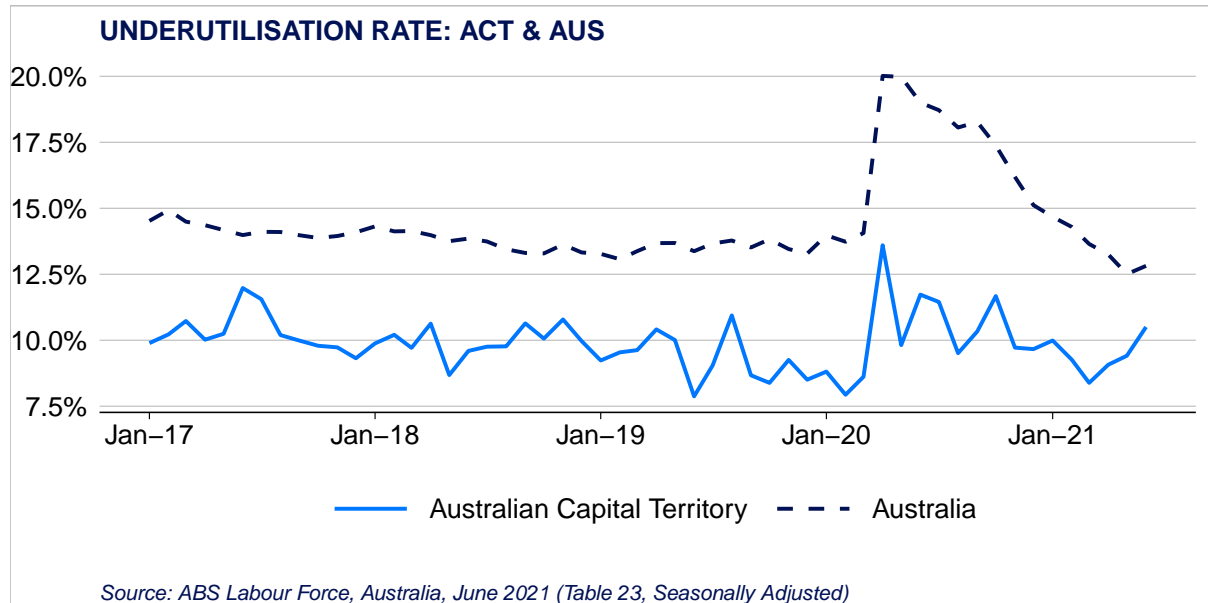
Underemployment

- The underemployment rate decreased by 0.2 percentage points to 5.6% . The total number of people underemployed has decreased by 599 (-4.4%) to 13,719 people.
- Over the past year, total underemployment has decreased by 3,316 (-24.2%).
- Nationally, the underemployment rate in June increased by 0.5 percentage points to 7.9% and the total number of people underemployed increased by 65,960 (6.0%) to 1.09 million



Underutilisation

- The underutilisation rate increased by 1.1 percentage points to 10.5%. Over the past month, the number of underutilised people has increased by 2,386 (9.3%) to 25,648.
- Over the past year, underutilisation in Australian Capital Territory has decreased by 3,143 (-12.3%).
- Nationally the underutilisation rate in June increased by 0.3 percentage points to 12.8%, and the total number of underutilised people increased by 43,968 (2.5%) to 1.77 million.



Hours Worked

- The total number of hours worked in all jobs increased by 856,106 (2.6%) to 32.85 million.
- Over the past year, the number of hours worked in Australian Capital Territory has increased by 683,071 (2.1%).
- Nationally, the total number of hours worked in June decreased by 33.42 million (-1.9%) to 1,781 million.

