



Labour Market Brief Australian Capital Territory

Summary

The ABS Labour Force Survey data for **Australian Capital Territory** released in November for October showed that in **seasonally adjusted** terms:

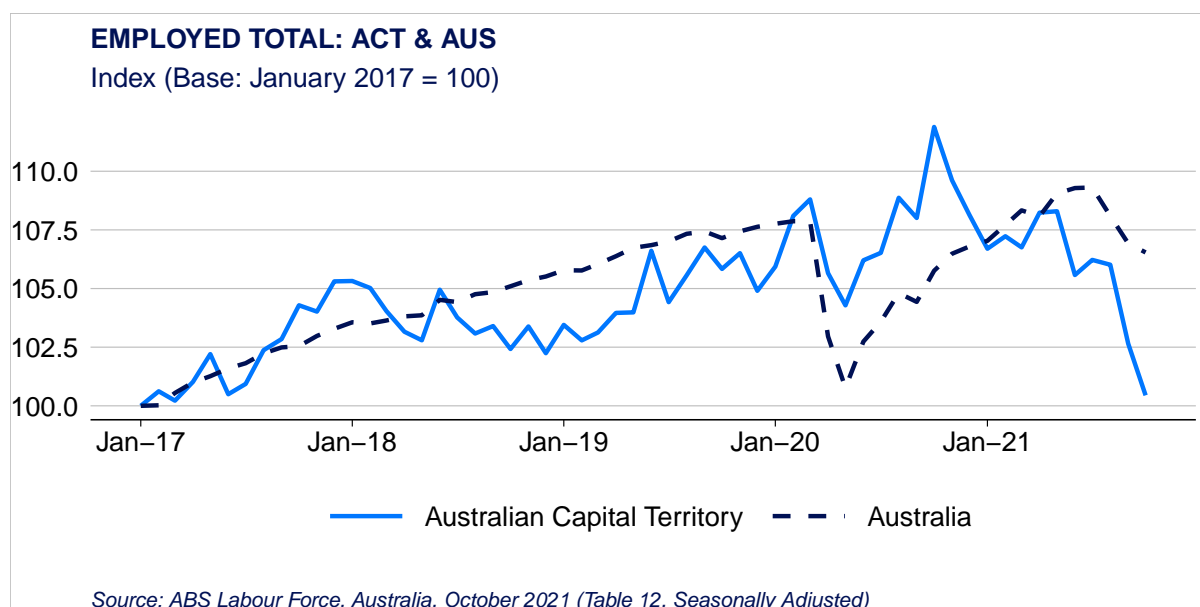
- Total *employment* decreased by 4,844 (-2.2%) to 221,023 people.
 - Over the past year, employment in Australian Capital Territory has decreased by 25,178 (-11.4%).
- Total *unemployment* increased by 5,908 (38.1%) to 15,514 people, and the *unemployment rate* increased by 2.5 percentage points to 6.6%.
 - Over the past year, unemployment in Australian Capital Territory has increased by 5,425 (35.0%), and the unemployment rate has increased by 2.7 percentage points.
- Total *underutilisation* has increased by 5,372 (15.3%) to 35,017 people, and the *underutilisation rate* increased by 2.2 percentage points to 14.8%.
 - Over the past year, total underutilisation has increased by 5,100 (14.6%) and the underutilisation rate has increased by 3.1 percentage points.

Nationally in October:

- Total *employment* decreased by 46,288 (-0.4%) to 12.84 million people.
 - Over the past year, employment in Australia has increased by 94,091 (0.7%).
- Total *unemployment* increased by 81,782 (11.6%) to 707,302 people and the *unemployment rate* increased by 0.6 percentage points to 5.2%.
 - Over the past year, unemployment in Australia has decreased by 242,286 (-34.3%) and the *unemployment rate* has decreased by 1.7 percentage points.
- Total *underutilisation* increased by 122,309 (6.1%) to 1.99 million people, and the *underutilisation rate* increased by 0.8 percentage points to 14.7%.
 - Over the past year, total underutilisation has decreased by 383,571 (-19.2%) and the underutilisation rate has decreased by 2.7 percentage points.

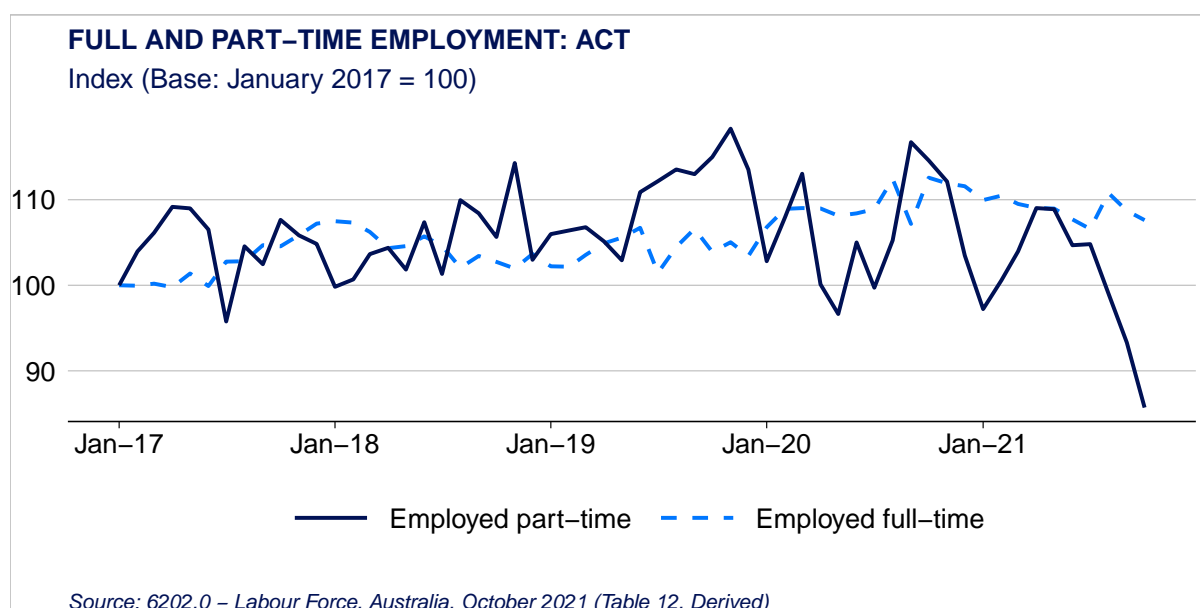
Employment

- In October, seasonally adjusted employment in Australian Capital Territory decreased by 4,844 (-2.2%) to 221,023 people.
- Compared with October last year, total employment in Australian Capital Territory has decreased by 25,178 (-11.4%).
- Nationally, employment in decreased by 46,288 (-0.4%) to 12.84 million people.



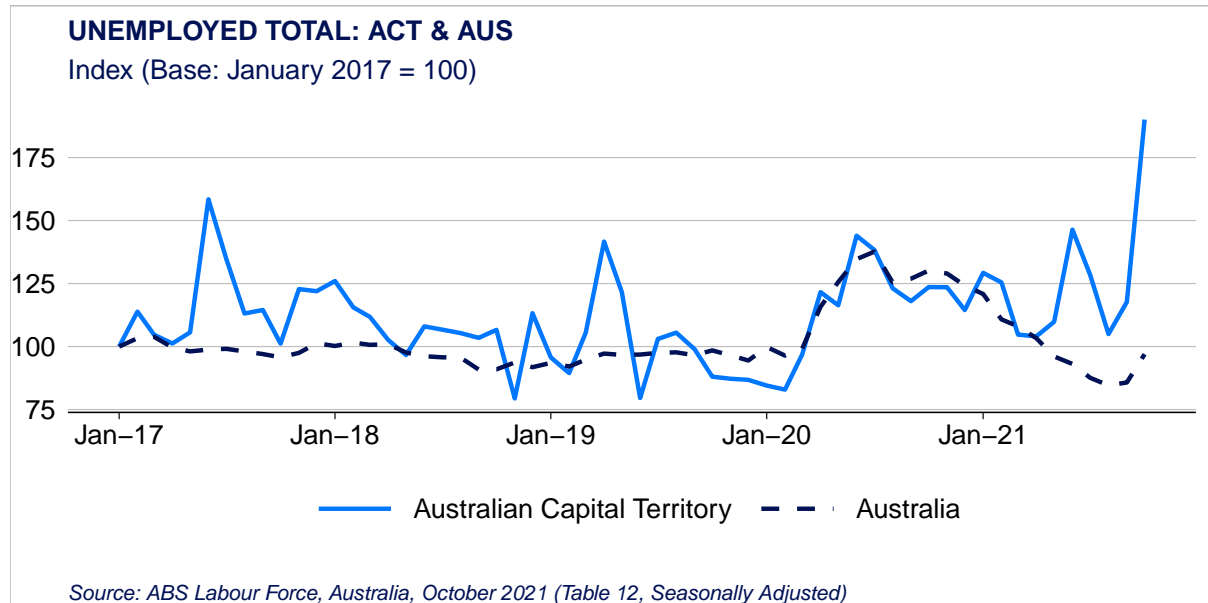
Full and Part Time Employment

- Full-time employment in Australian Capital Territory decreased by 1,739 (-1.0%) to 170,473 in October, and has decreased by 7,856 (-4.6%) over the year.
- Part-time employment in Australian Capital Territory, in original terms decreased by 4,526 (-8.9%) to 51,102 in October. Part-time employment has decreased by 17,220 (-33.7%) over the last year.



Unemployment

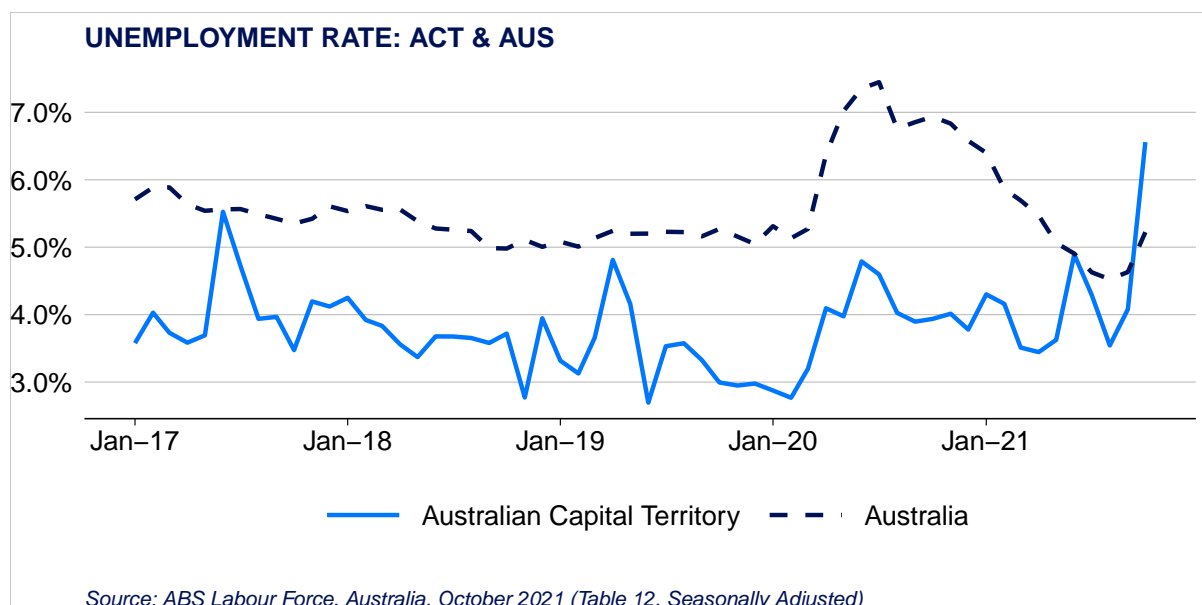
- In October, the total number of unemployed people in Australian Capital Territory increased by 5,908 (38.1%) to 15,514.
- Compared with October last year, unemployment in Australian Capital Territory has increased by 5,425 (35.0%) people.
- Nationally, total unemployment in October increased by 81,782 (11.6%) to 707,302 people.



Unemployment Rate

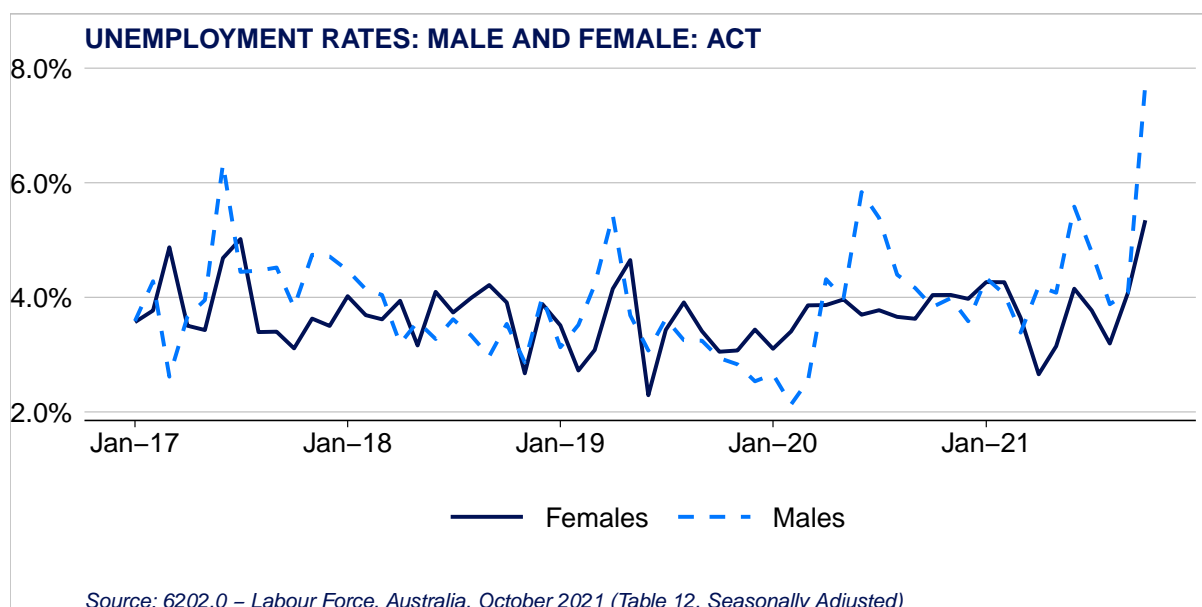
- In October, the seasonally adjusted unemployment rate in Australian Capital Territory increased by 2.5 percentage points to 6.6%.
- Compared with October last year, the unemployment rate in Australian Capital Territory has increased by 2.7 percentage points.
- Nationally, unemployment increased by 0.6 percentage points to 5.2%





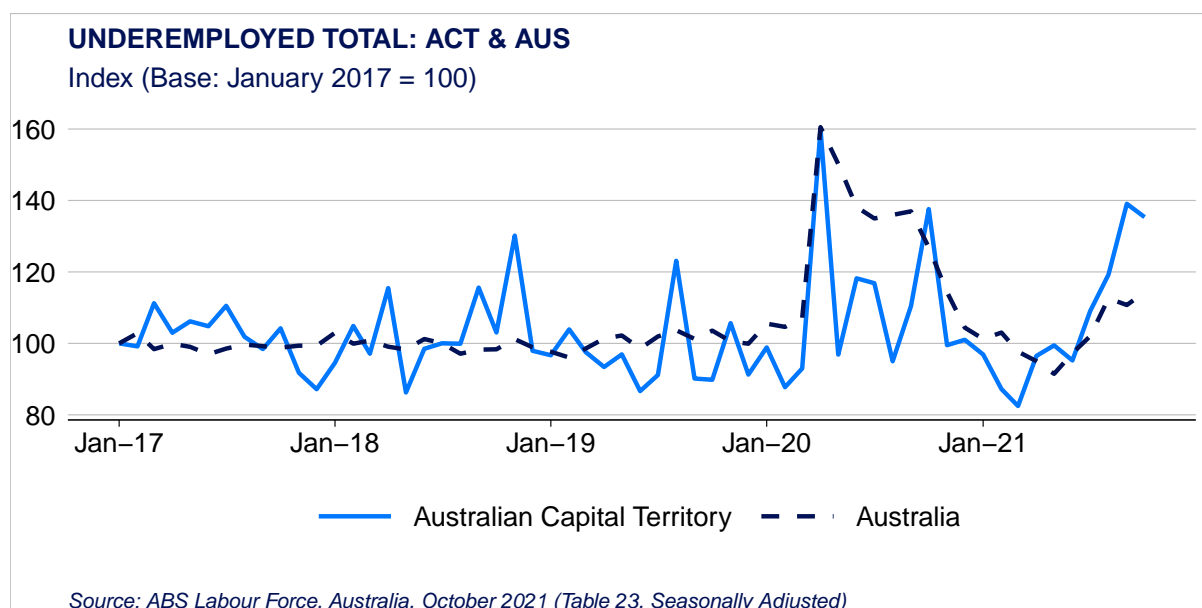
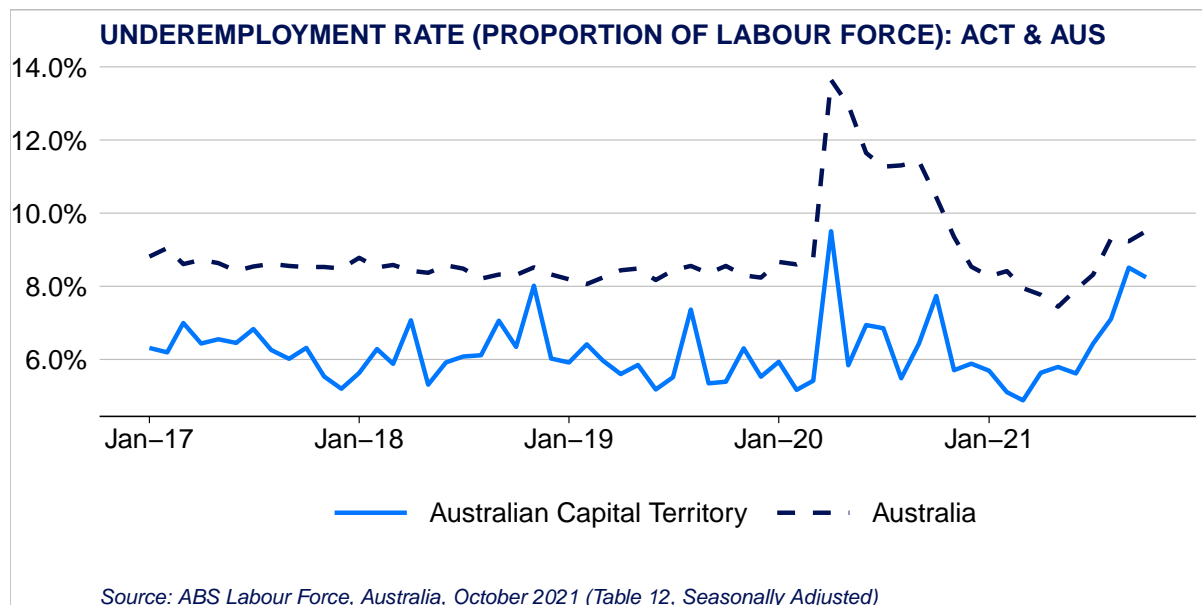
Male and Female Unemployment Rates

- In October, the seasonally adjusted unemployment rate for males in Australian Capital Territory increased by 3.6 percentage points to 7.7%.
- Compared with October last year male unemployment in Australian Capital Territory has increased by 3.9 percentage points.
- In the same period, the seasonally adjusted unemployment rate for females in increased by 1.2 percentage points to 5.3%.
- Compared with October last year female unemployment in Australian Capital Territory has increased by 1.3 percentage points.



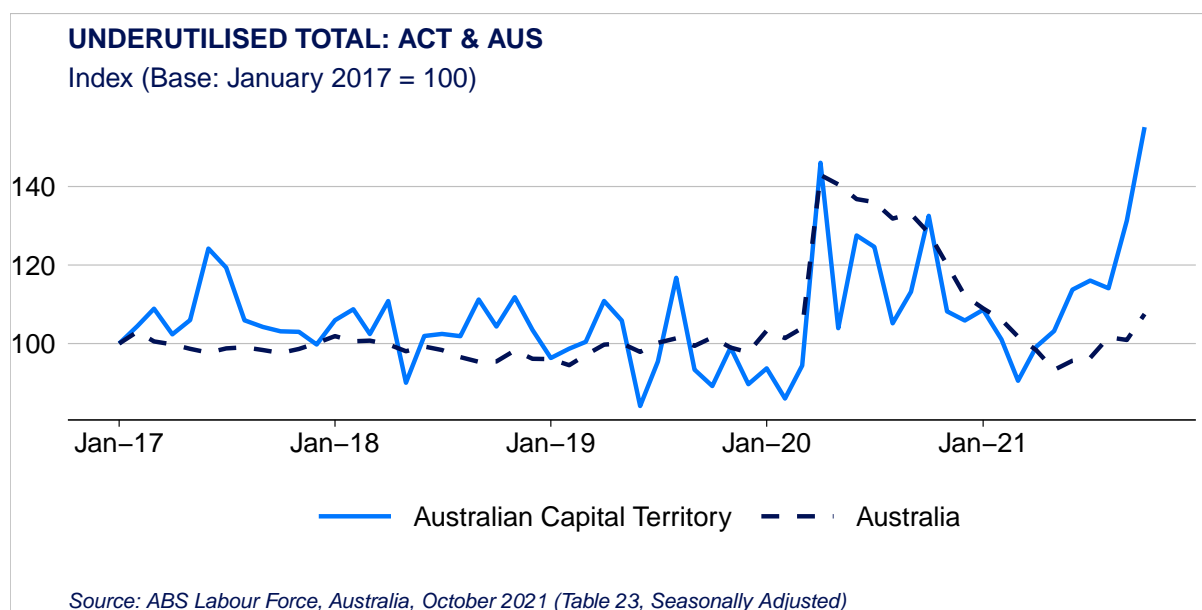
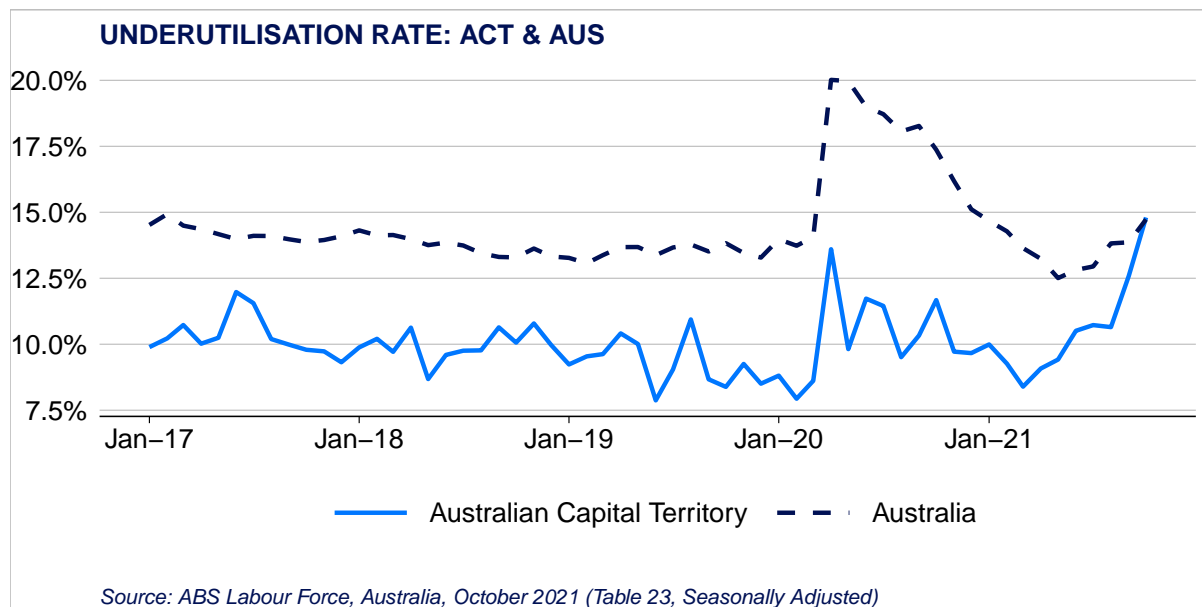
Underemployment

- The underemployment rate decreased by 0.3 percentage points to 8.2% . The total number of people underemployed has decreased by 536 (-2.7%) to 19,503 people.
- Over the past year, total underemployment has decreased by 325 (-1.7%).
- Nationally, the underemployment rate in October increased by 0.3 percentage points to 9.5% and the total number of people underemployed increased by 40,527 (3.1%) to 1.29 million



Underutilisation

- The underutilisation rate increased by 2.2 percentage points to 14.8%. Over the past month, the number of underutilised people has increased by 5,372 (15.3%) to 35,017.
- Over the past year, underutilisation in Australian Capital Territory has increased by 5,100 (14.6%).
- Nationally the underutilisation rate in October increased by 0.8 percentage points to 14.7%, and the total number of underutilised people increased by 122,309 (6.1%) to 1.99 million.



Hours Worked

- The total number of hours worked in all jobs increased by 878,647 (3.0%) to 28.98 million.
- Over the past year, the number of hours worked in Australian Capital Territory has decreased by 4.06 million (-14.0%).
- Nationally, the total number of hours worked in October decreased by 1.47 million (-0.1%) to 1,727 million.

