



Labour Market Brief New South Wales

Summary

The ABS Labour Force Survey data for **New South Wales** released in April for March showed that in **trend** terms:

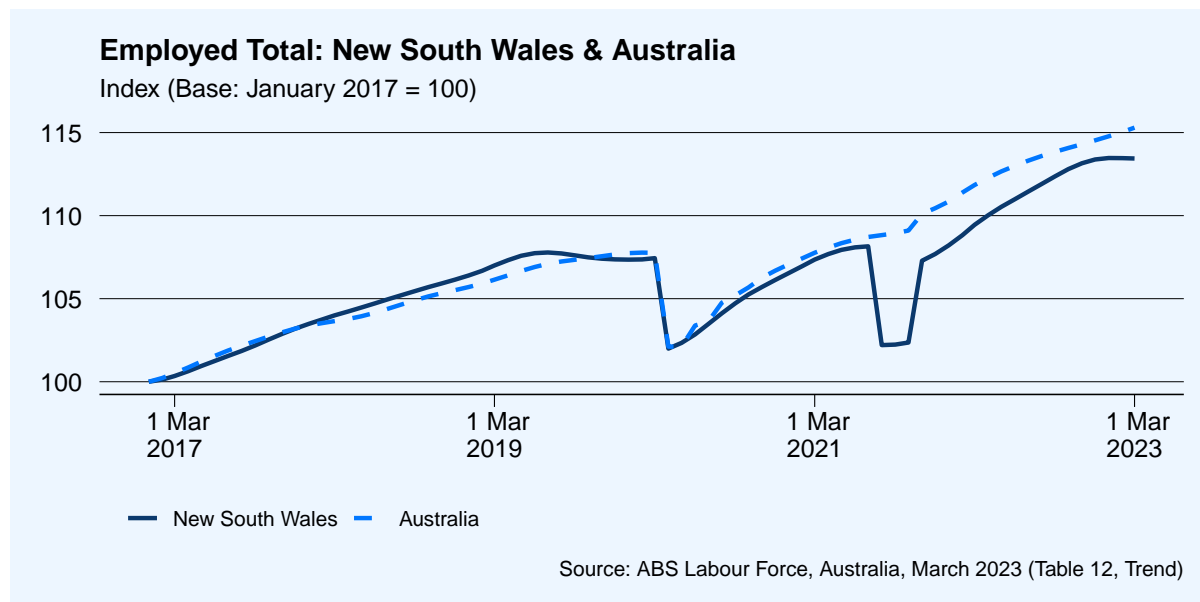
- Total *employment* decreased by 860 (-0.0%) to 4.32 million people.
 - Over the past year, employment in New South Wales has increased by 151,874 (3.5%).
- Total *unemployment* increased by 448 (0.3%) to 143,803 people, and the *unemployment rate* remained steady at 3.2%.
 - Over the past year, unemployment in New South Wales has decreased by 16,014 (-11.1%), and the unemployment rate has decreased by 0.5 percentage points.
- Total *underutilisation* has increased by 2,459 (0.6%) to 408,960 people, and the *underutilisation rate* increased by 0.1 percentage points to 9.2%.
 - Over the past year, total underutilisation has decreased by 12,042 (-2.9%) and the underutilisation rate has decreased by 0.5 percentage points.

Nationally in March:

- Total *employment* increased by 31,734 (0.2%) to 13.88 million people.
 - Over the past year, employment in Australia has increased by 415,598 (3.0%).
- Total *unemployment* increased by 582 (0.1%) to 508,508 people and the *unemployment rate* remained steady at 3.5%.
 - Over the past year, unemployment in Australia has decreased by 40,976 (-8.1%) and the *unemployment rate* has decreased by 0.4 percentage points.
- Total *underutilisation* increased by 3,865 (0.3%) to 1.38 million people, and the *underutilisation rate* remained steady at 9.6%.
 - Over the past year, total underutilisation has decreased by 57,801 (-4.2%) and the underutilisation rate has decreased by 0.7 percentage points.

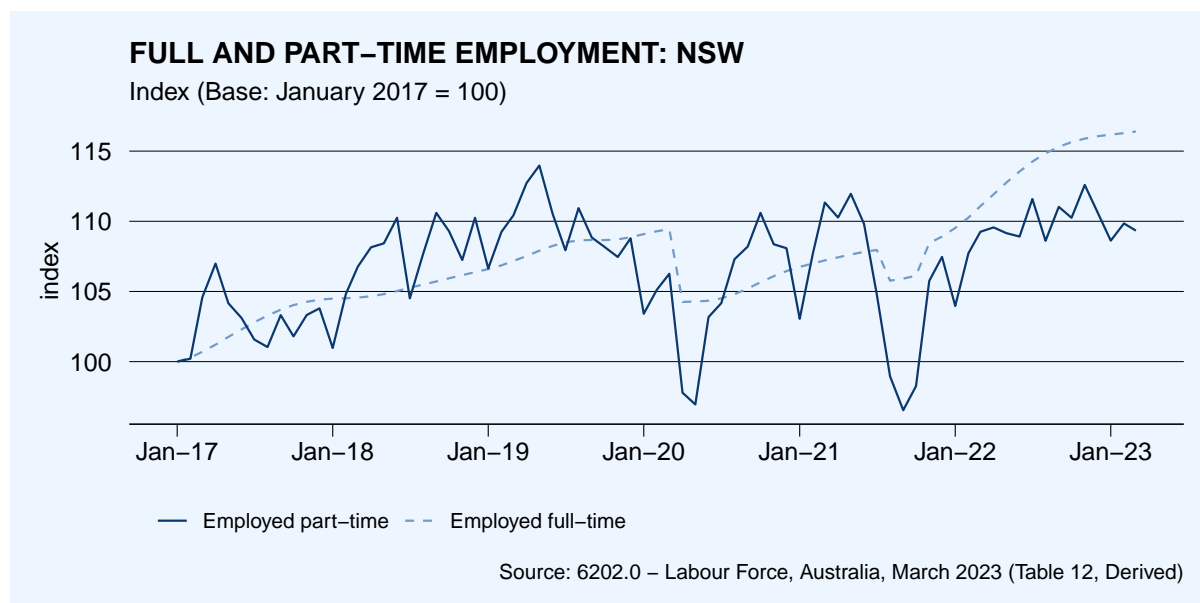
Employment

- In March, trend employment in New South Wales decreased by 860 (-0.0%) to 4.32 million people.
- Compared with March last year, total employment in New South Wales has increased by 151,874 (3.5%).
- Nationally, employment in increased by 31,734 (0.2%) to 13.88 million people.



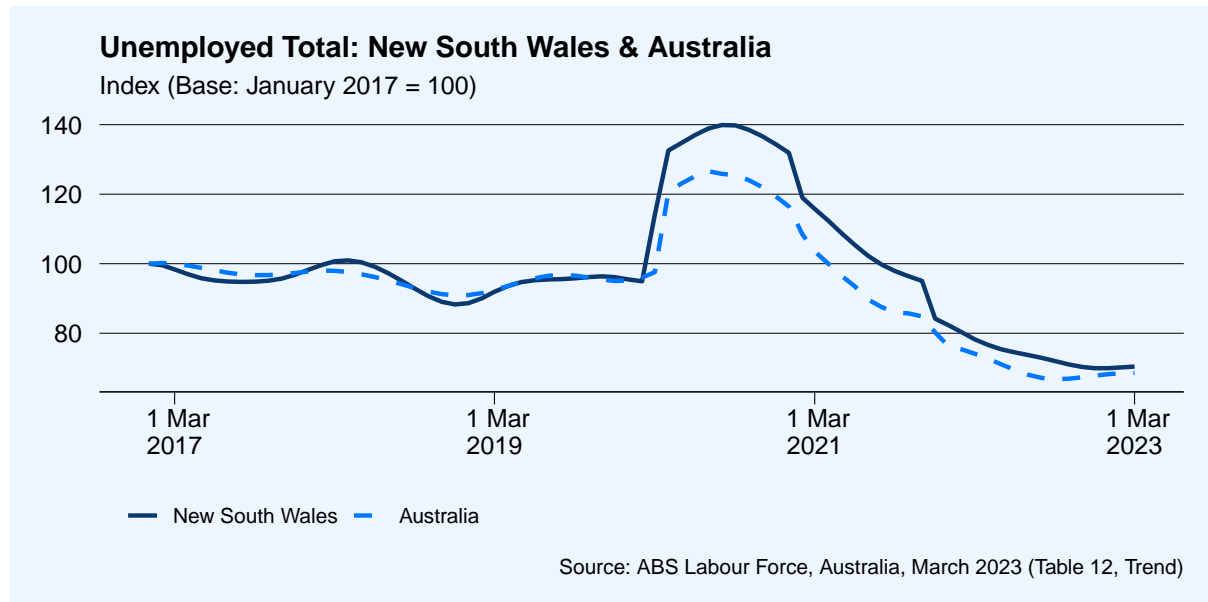
Full and Part Time Employment

- Full-time employment in New South Wales increased by 3,040 (0.1%) to 3.06 million in March, and has increased by 140,068 (4.6%) over the year.
- Part-time employment in New South Wales, in original terms decreased by 5,823 (-0.5%) to 1.24 million in March. Part-time employment has increased by 940 (0.1%) over the last year.



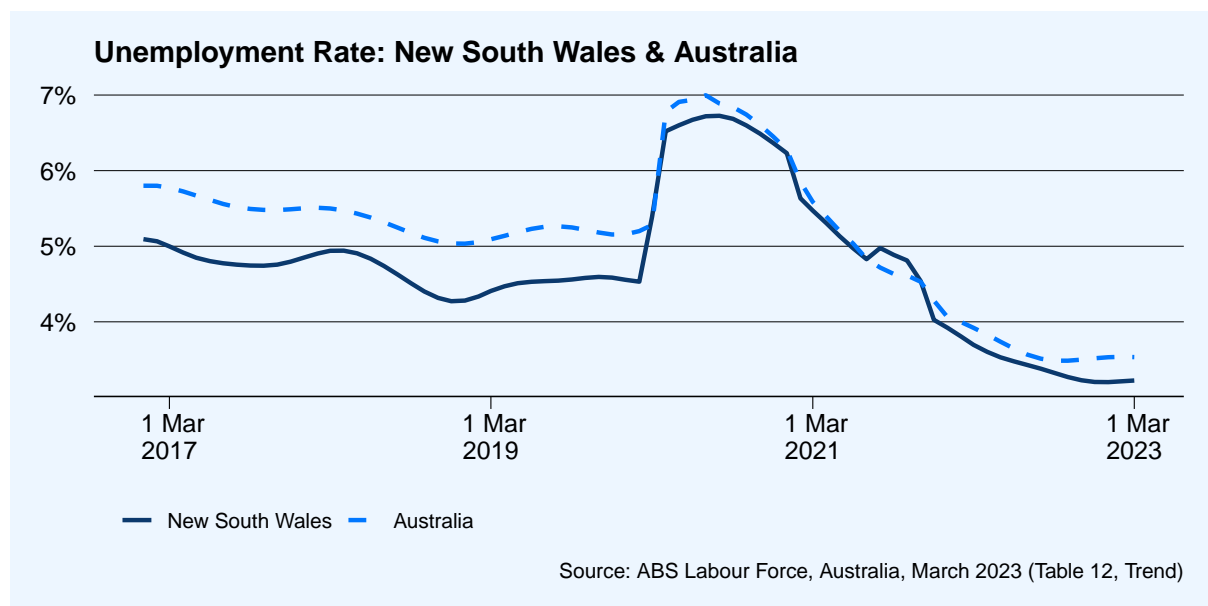
Unemployment

- In March, the total number of unemployed people in New South Wales increased by 448 (0.3%) to 143,803.
- Compared with March last year, unemployment in New South Wales has decreased by 16,014 (-11.1%) people.
- Nationally, total unemployment in March increased by 582 (0.1%) to 508,508 people.



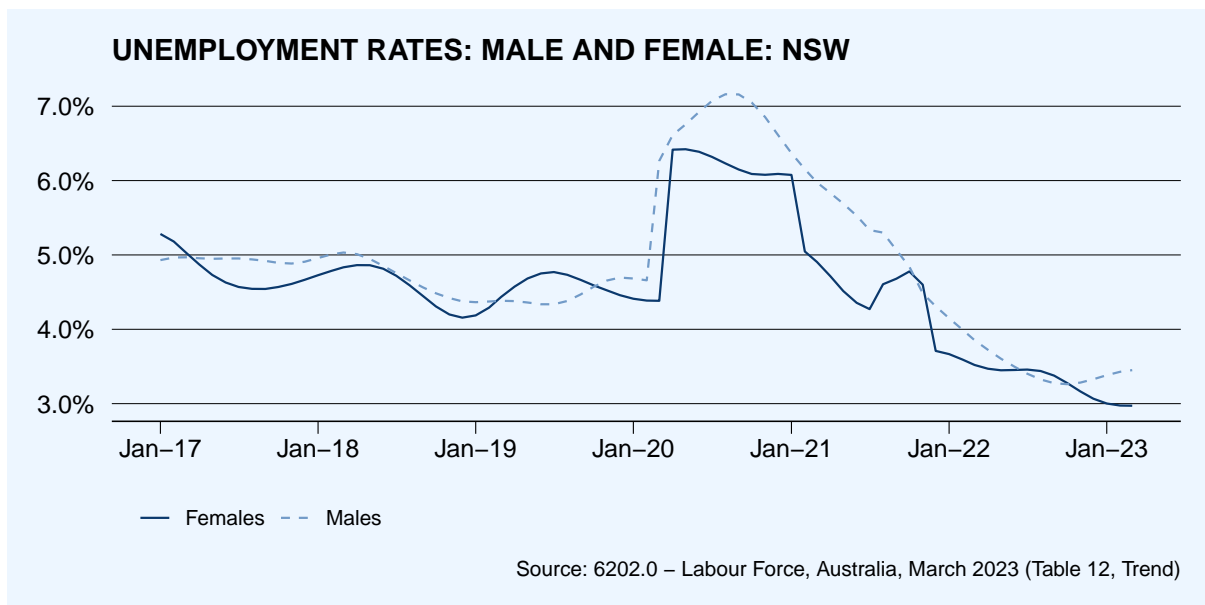
Unemployment Rate

- In March, the trend unemployment rate in New South Wales remained steady at 3.2%.
- Compared with March last year, the unemployment rate in New South Wales has decreased by 0.5 percentage points.
- Nationally, unemployment remained steady at 3.5%



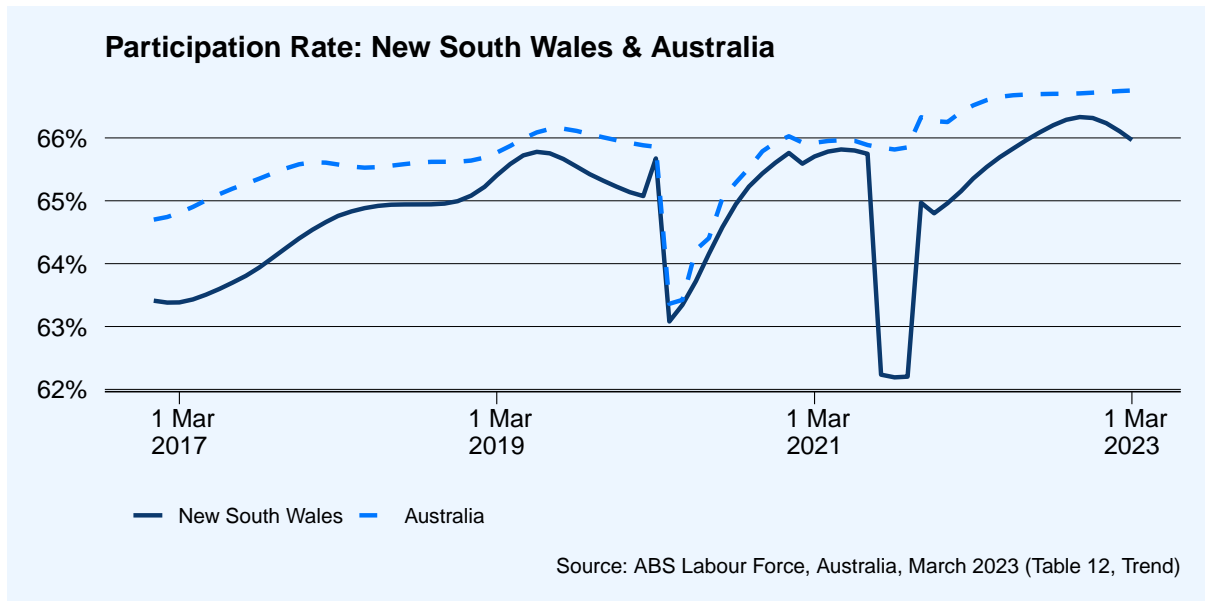
Male and Female Unemployment Rates

- In March, the trend unemployment rate for males in New South Wales increased by 0.1 percentage points to 3.5%.
- Compared with March last year male unemployment in New South Wales has decreased by 0.4 percentage points.
- In the same period, the trend unemployment rate for females in remained steady at 3.0%.
- Compared with March last year female unemployment in New South Wales has decreased by 0.5 percentage points.



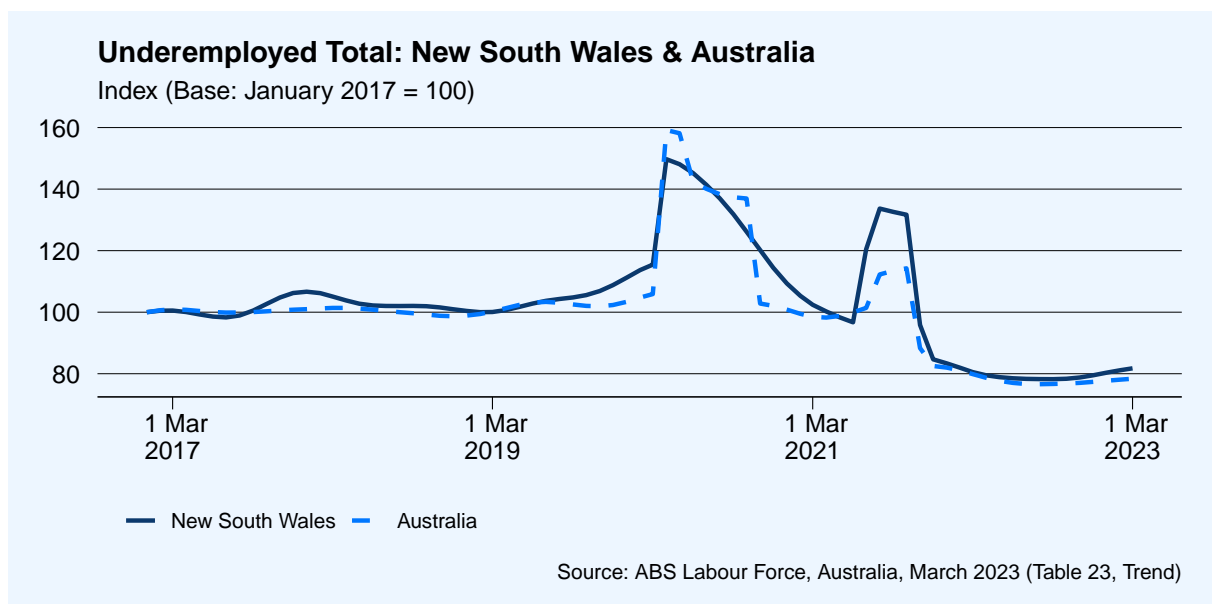
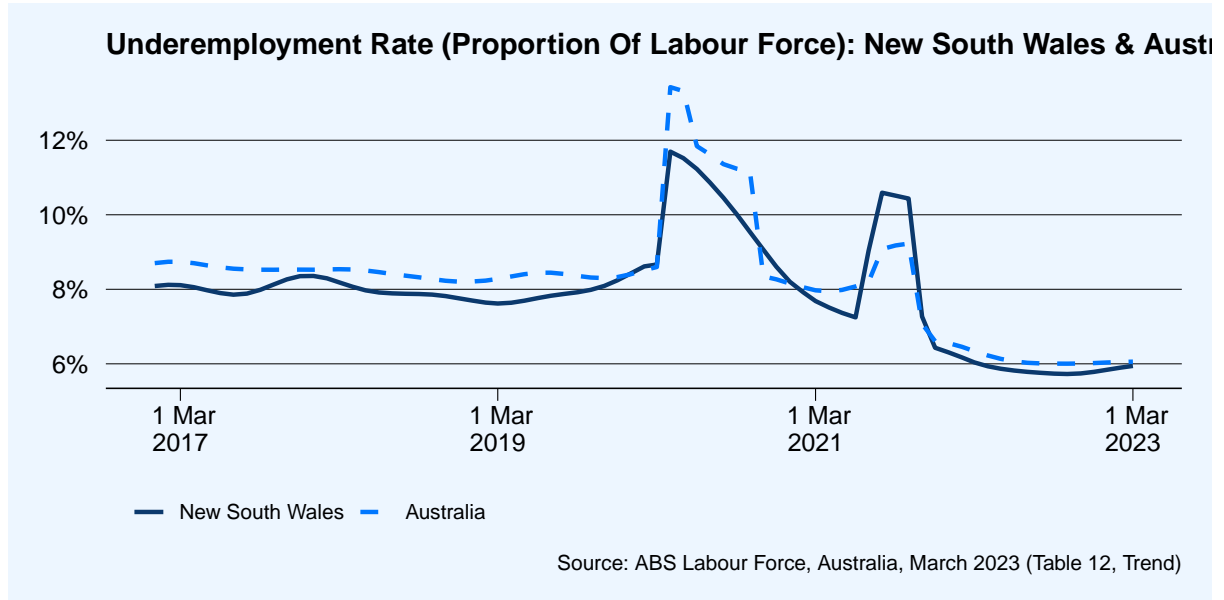
Participation Rate

- The participation rate decreased by 0.1 percentage points to 66.0%.
- Over the past year, the participation rate has increased by 0.6 percentage points.
- Nationally, the participation rate in March increased by 0.1 percentage points to 66.8%.



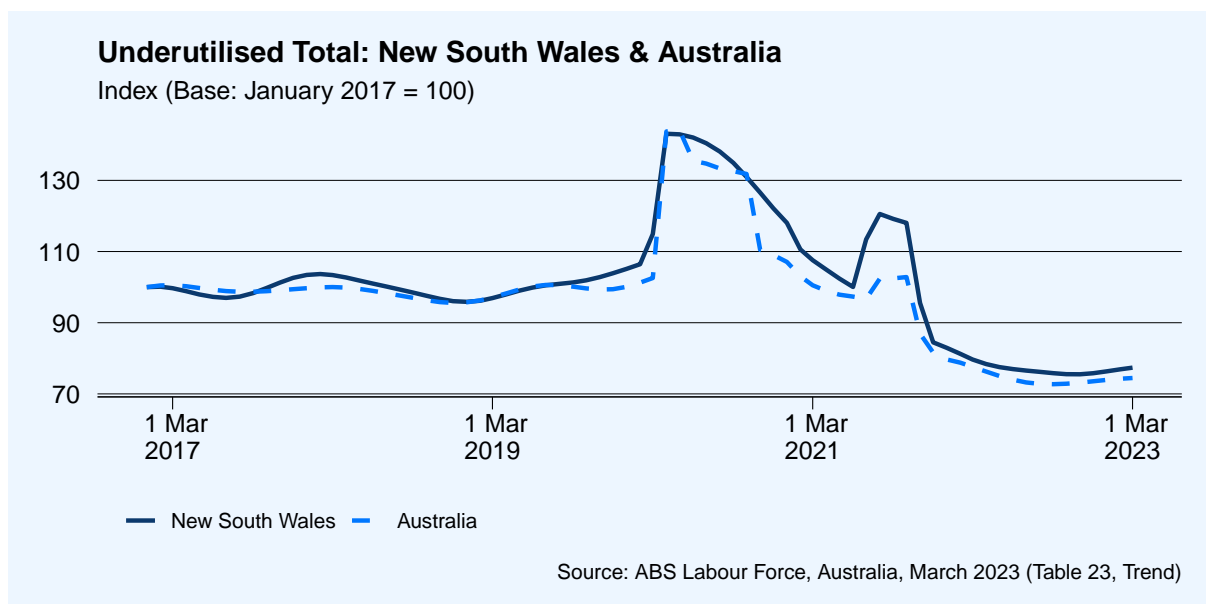
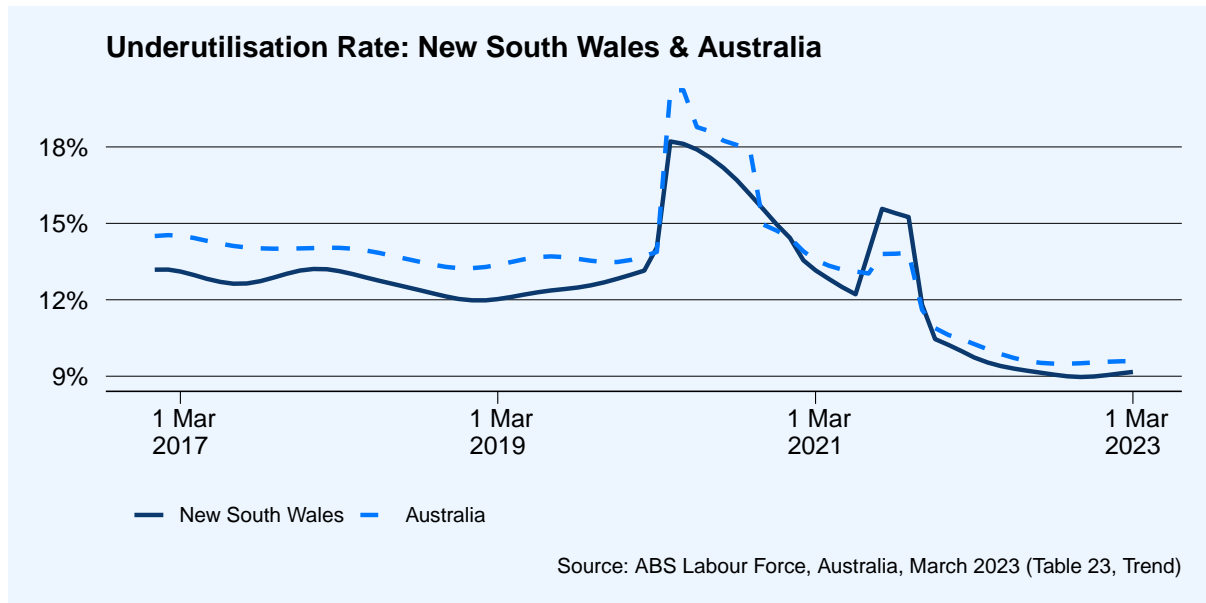
Underemployment

- The underemployment rate remained steady at 5.9%. The total number of people underemployed has increased by 2,011 (0.8%) to 265,156 people.
- Over the past year, total underemployment has increased by 3,972 (1.5%).
- Nationally, the underemployment rate in March increased by 0.1 percentage points to 6.1% and the total number of people underemployed increased by 3,283 (0.4%) to 871,842.



Underutilisation

- The underutilisation rate increased by 0.1 percentage points to 9.2%. Over the past month, the number of underutilised people has increased by 2,459 (0.6%) to 408,960.
- Over the past year, underutilisation in New South Wales has decreased by 12,042 (-2.9%).
- Nationally the underutilisation rate in March remained steady at 9.6%, and the total number of underutilised people increased by 3,865 (0.3%) to 1.38 million.



Hours Worked

- The total number of hours worked in all jobs decreased by 35,087 (-0.0%) to 599.06 million.
- Over the past year, the number of hours worked in New South Wales has increased by 26.05 million (4.3%).
- Nationally, the total number of hours worked in March increased by 4.76 million (0.2%) to 1,910 million.

