



Labour Market Brief Northern Territory

Summary

The ABS Labour Force Survey data for **Northern Territory** released in April for March showed that in **trend** terms:

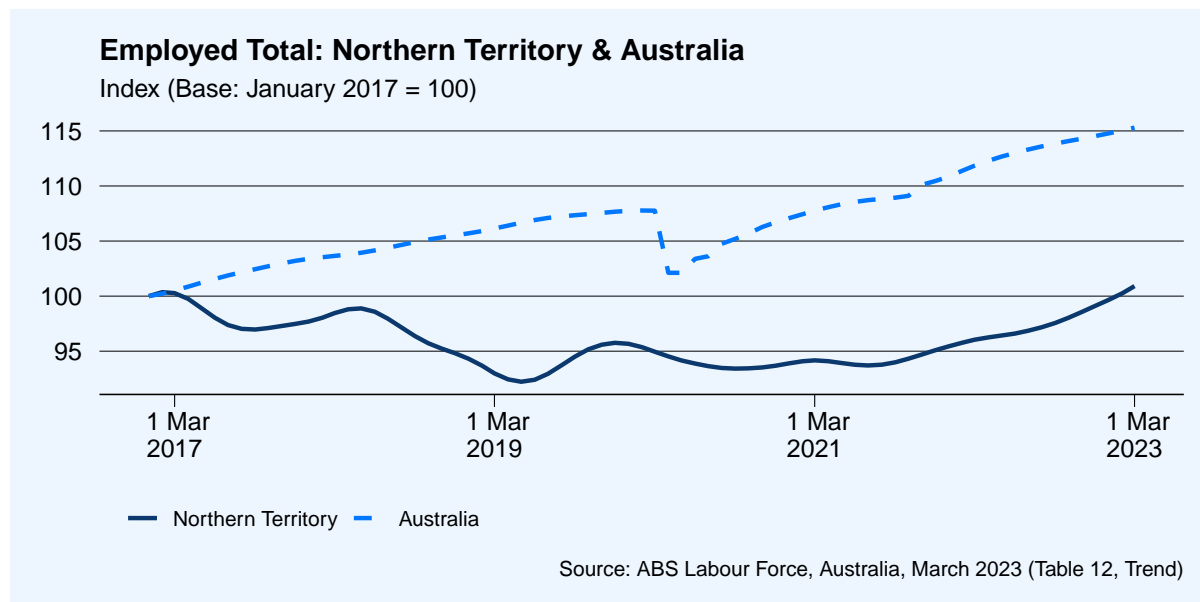
- Total *employment* increased by 919 (0.6%) to 142,054 people.
 - Over the past year, employment in Northern Territory has increased by 6,852 (4.8%).
- Total *unemployment* increased by 38 (0.7%) to 5,557 people, and the *unemployment rate* remained steady at 3.8%.
 - Over the past year, unemployment in Northern Territory has increased by 59 (1.1%), and the unemployment rate has decreased by 0.1 percentage points.
- Total *underutilisation* has decreased by 339 (-2.9%) to 11,778 people, and the *underutilisation rate* decreased by 0.3 percentage points to 8.0%.
 - Over the past year, total underutilisation has decreased by 1,876 (-15.9%) and the underutilisation rate has decreased by 1.7 percentage points.

Nationally in March:

- Total *employment* increased by 31,734 (0.2%) to 13.88 million people.
 - Over the past year, employment in Australia has increased by 415,598 (3.0%).
- Total *unemployment* increased by 582 (0.1%) to 508,508 people and the *unemployment rate* remained steady at 3.5%.
 - Over the past year, unemployment in Australia has decreased by 40,976 (-8.1%) and the *unemployment rate* has decreased by 0.4 percentage points.
- Total *underutilisation* increased by 3,865 (0.3%) to 1.38 million people, and the *underutilisation rate* remained steady at 9.6%.
 - Over the past year, total underutilisation has decreased by 57,801 (-4.2%) and the underutilisation rate has decreased by 0.7 percentage points.

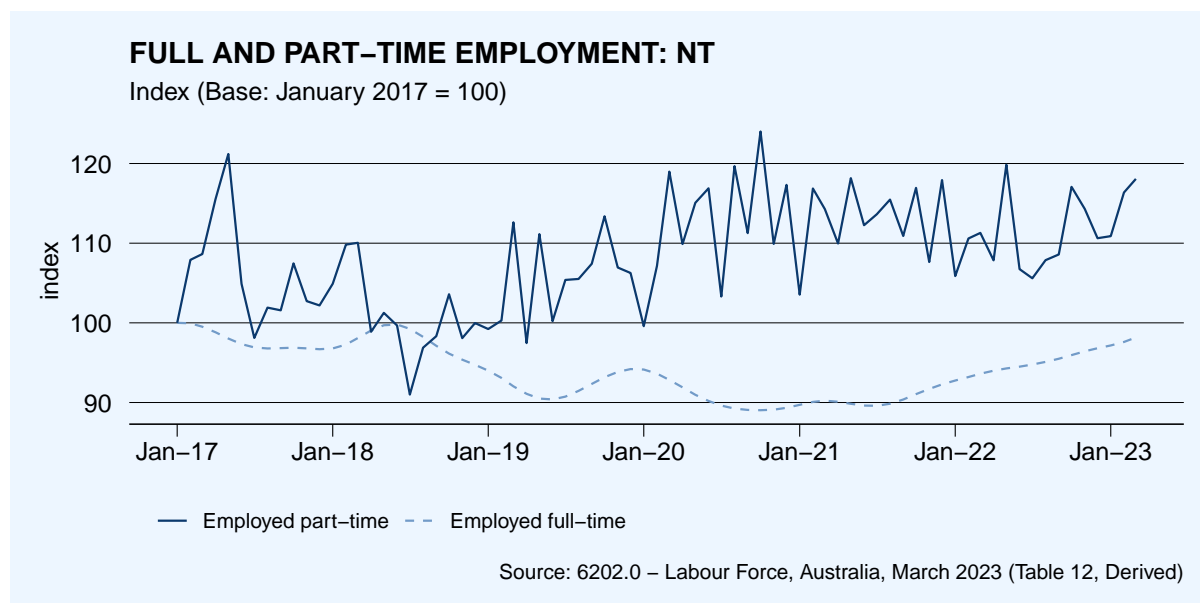
Employment

- In March, trend employment in Northern Territory increased by 919 (0.6%) to 142,054 people.
- Compared with March last year, total employment in Northern Territory has increased by 6,852 (4.8%).
- Nationally, employment in increased by 31,734 (0.2%) to 13.88 million people.



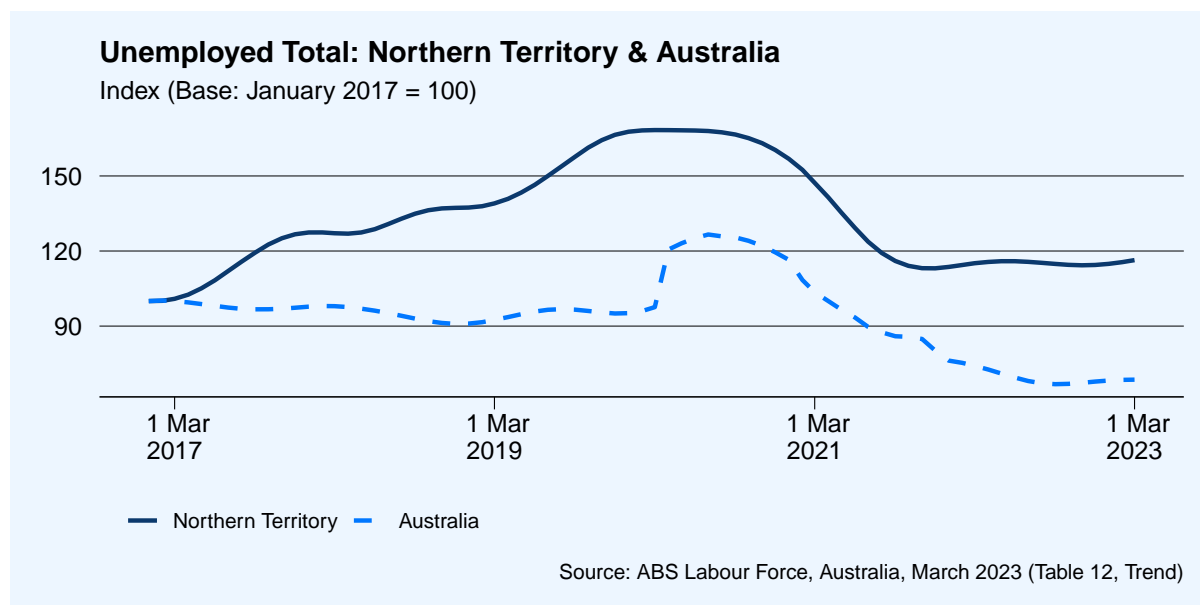
Full and Part Time Employment

- Full-time employment in Northern Territory increased by 627 (0.6%) to 109,531 in March, and has increased by 5,076 (4.6%) over the year.
- Part-time employment in Northern Territory, in original terms increased by 477 (1.4%) to 32,964 in March. Part-time employment has increased by 1,893 (5.7%) over the last year.



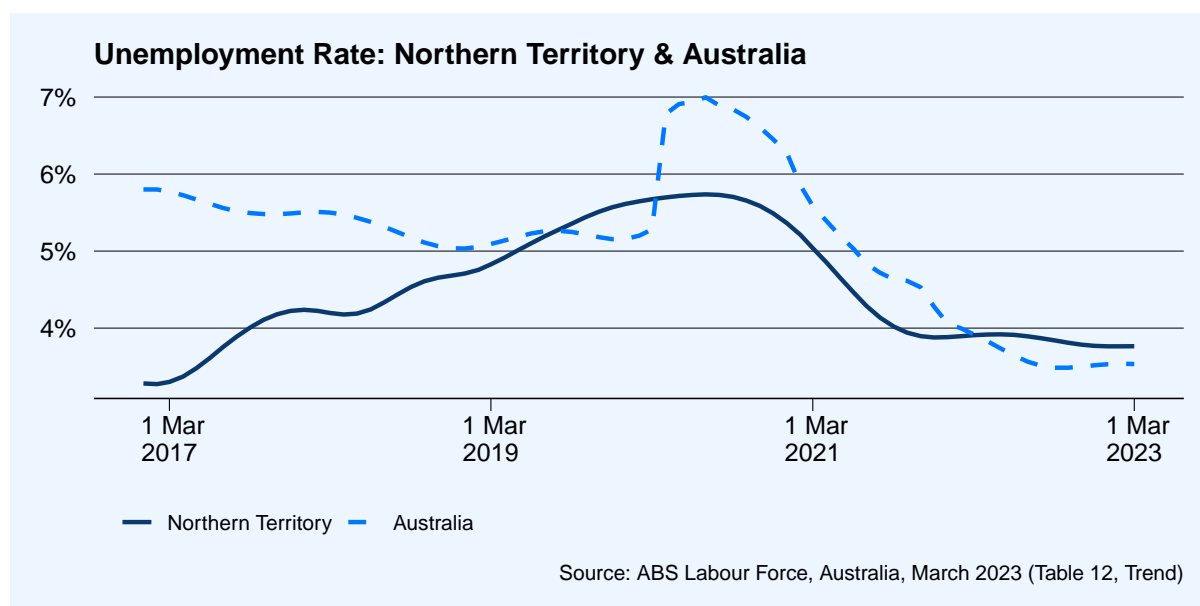
Unemployment

- In March, the total number of unemployed people in Northern Territory increased by 38 (0.7%) to 5,557.
- Compared with March last year, unemployment in Northern Territory has increased by 59 (1.1%) people.
- Nationally, total unemployment in March increased by 582 (0.1%) to 508,508 people.



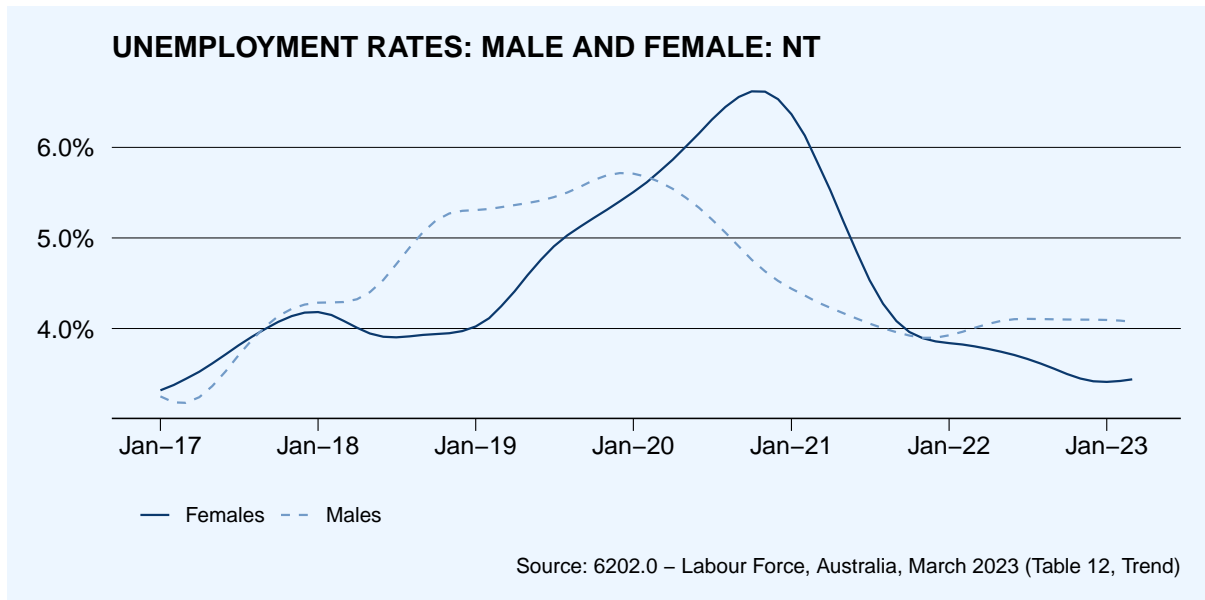
Unemployment Rate

- In March, the trend unemployment rate in Northern Territory remained steady at 3.8%.
- Compared with March last year, the unemployment rate in Northern Territory has decreased by 0.1 percentage points.
- Nationally, unemployment remained steady at 3.5%



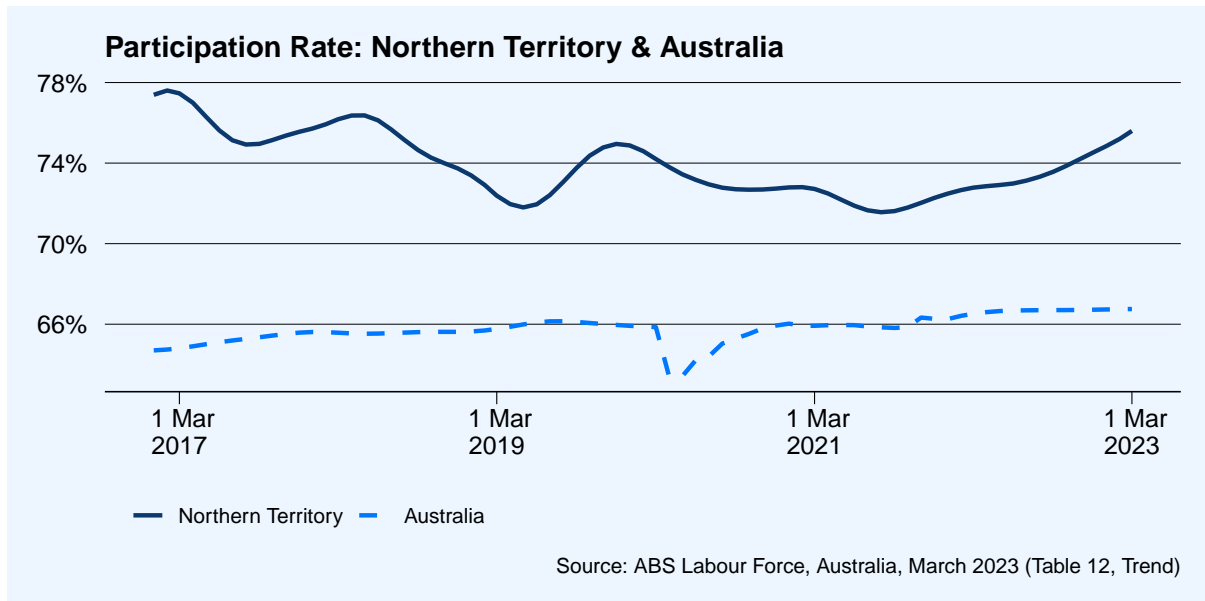
Male and Female Unemployment Rates

- In March, the trend unemployment rate for males in Northern Territory remained steady at 4.1%.
- Compared with March last year male unemployment in Northern Territory has increased by 0.1 percentage points.
- In the same period, the trend unemployment rate for females in remained steady at 3.4%.
- Compared with March last year female unemployment in Northern Territory has decreased by 0.4 percentage points.



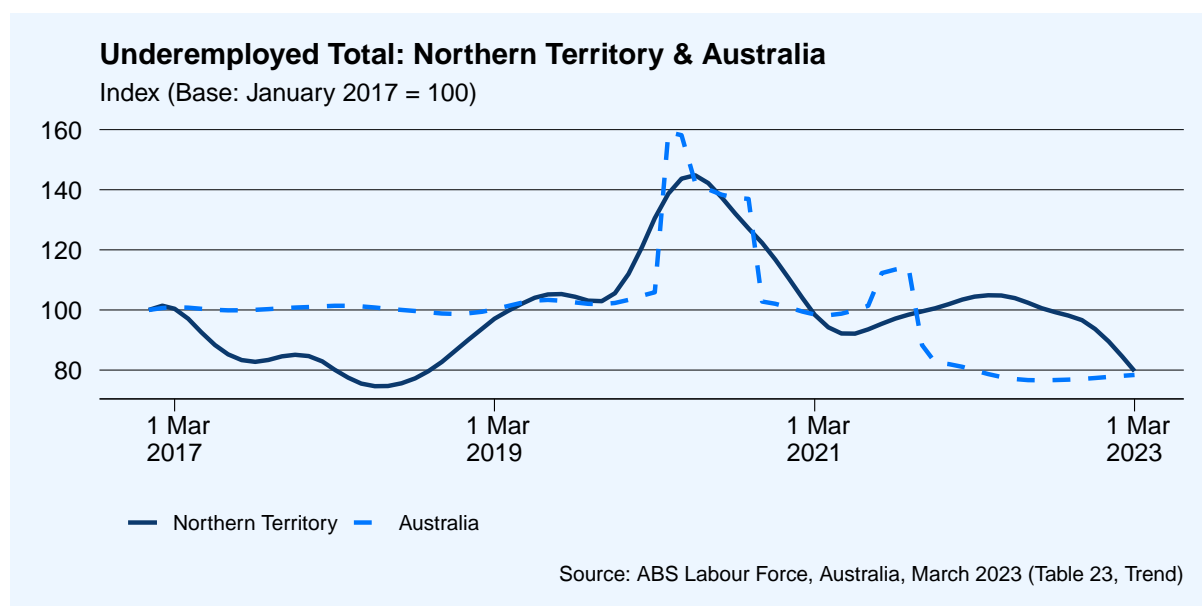
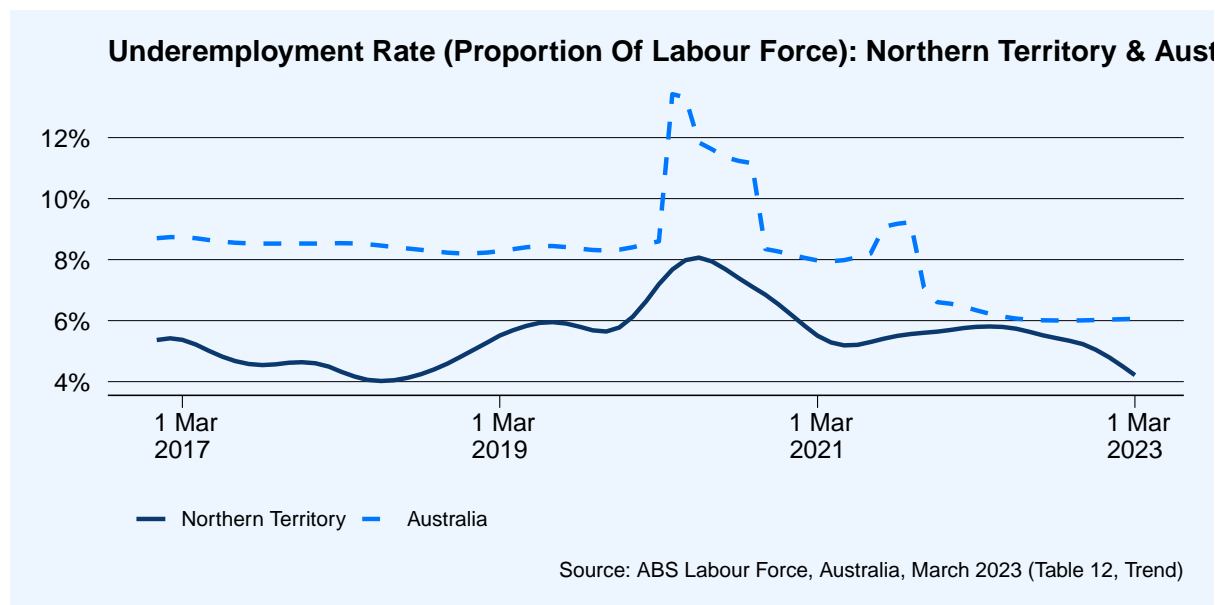
Participation Rate

- The participation rate increased by 0.4 percentage points to 75.6%.
- Over the past year, the participation rate has increased by 2.8 percentage points.
- Nationally, the participation rate in March increased by 0.1 percentage points to 66.8%.



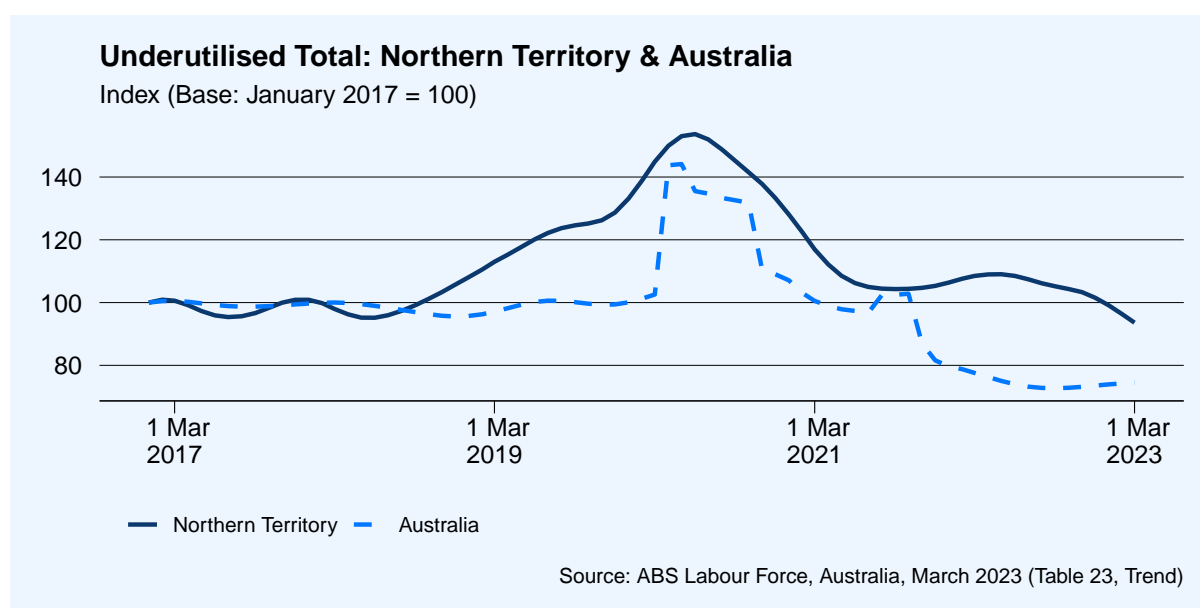
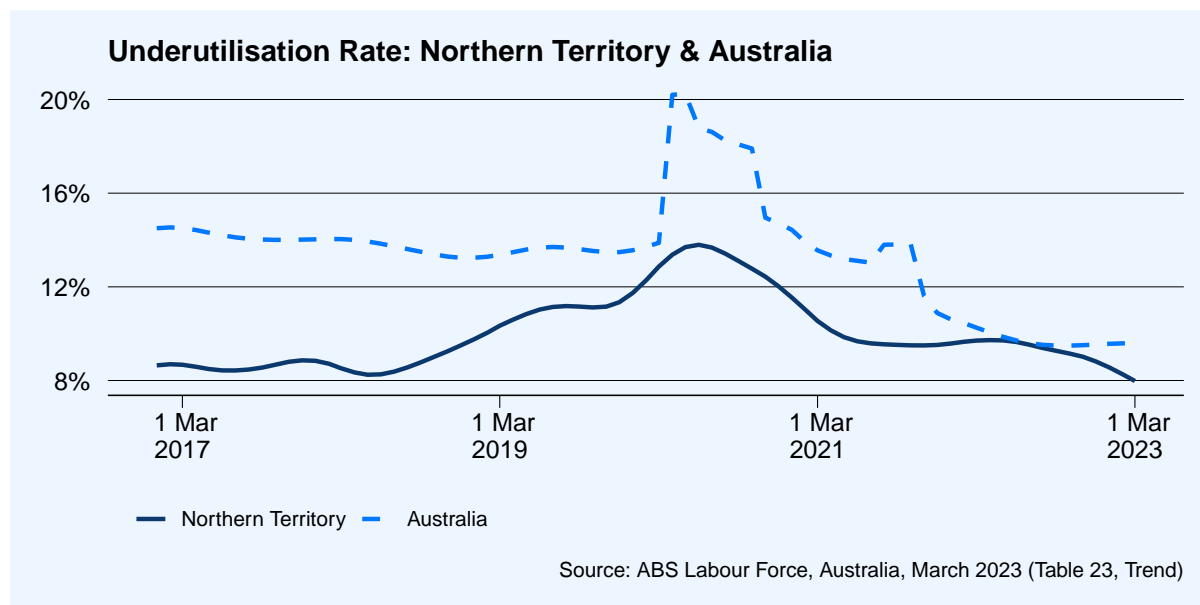
Underemployment

- The underemployment rate decreased by 0.3 percentage points to 4.2%. The total number of people underemployed has decreased by 377 (-6.1%) to 6,221 people.
- Over the past year, total underemployment has decreased by 1,934 (-31.1%).
- Nationally, the underemployment rate in March increased by 0.1 percentage points to 6.1% and the total number of people underemployed increased by 3,283 (0.4%) to 871,842.



Underutilisation

- The underutilisation rate decreased by 0.3 percentage points to 8.0%. Over the past month, the number of underutilised people has decreased by 339 (-2.9%) to 11,778.
- Over the past year, underutilisation in Northern Territory has decreased by 1,876 (-15.9%).
- Nationally the underutilisation rate in March remained steady at 9.6%, and the total number of underutilised people increased by 3,865 (0.3%) to 1.38 million.



Hours Worked

- The total number of hours worked in all jobs increased by 78,557 (0.4%) to 19.68 million.
- Over the past year, the number of hours worked in Northern Territory has increased by 273,341 (1.4%).
- Nationally, the total number of hours worked in March increased by 4.76 million (0.2%) to 1,910 million.

