



## Labour Market Brief Queensland

### Summary

The ABS Labour Force Survey data for **Queensland** released in April for March showed that in **trend** terms:

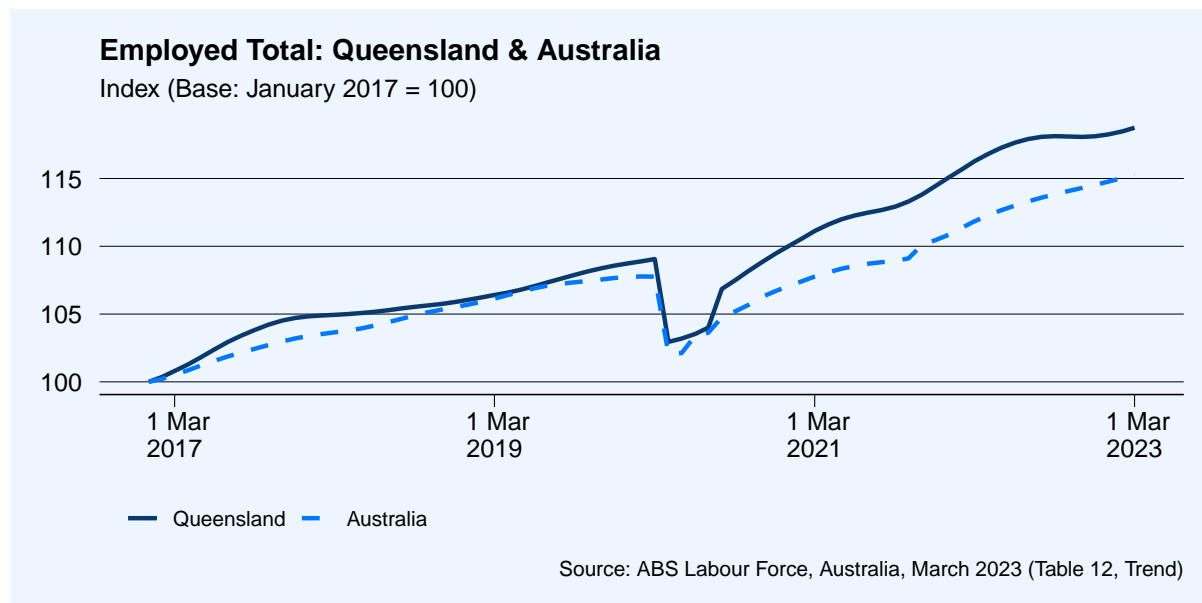
- Total *employment* increased by 6,369 (0.2%) to 2.80 million people.
  - Over the past year, employment in Queensland has increased by 58,212 (2.1%).
- Total *unemployment* increased by 601 (0.5%) to 110,216 people, and the *unemployment rate* remained steady at 3.8%.
  - Over the past year, unemployment in Queensland has decreased by 10,506 (-9.5%), and the unemployment rate has decreased by 0.4 percentage points.
- Total *underutilisation* has increased by 250 (0.1%) to 297,776 people, and the *underutilisation rate* remained steady at 10.2%.
  - Over the past year, total underutilisation has decreased by 13,166 (-4.4%) and the underutilisation rate has decreased by 0.7 percentage points.

**Nationally** in March:

- Total *employment* increased by 31,734 (0.2%) to 13.88 million people.
  - Over the past year, employment in Australia has increased by 415,598 (3.0%).
- Total *unemployment* increased by 582 (0.1%) to 508,508 people and the *unemployment rate* remained steady at 3.5%.
  - Over the past year, unemployment in Australia has decreased by 40,976 (-8.1%) and the *unemployment rate* has decreased by 0.4 percentage points.
- Total *underutilisation* increased by 3,865 (0.3%) to 1.38 million people, and the *underutilisation rate* remained steady at 9.6%.
  - Over the past year, total underutilisation has decreased by 57,801 (-4.2%) and the underutilisation rate has decreased by 0.7 percentage points.

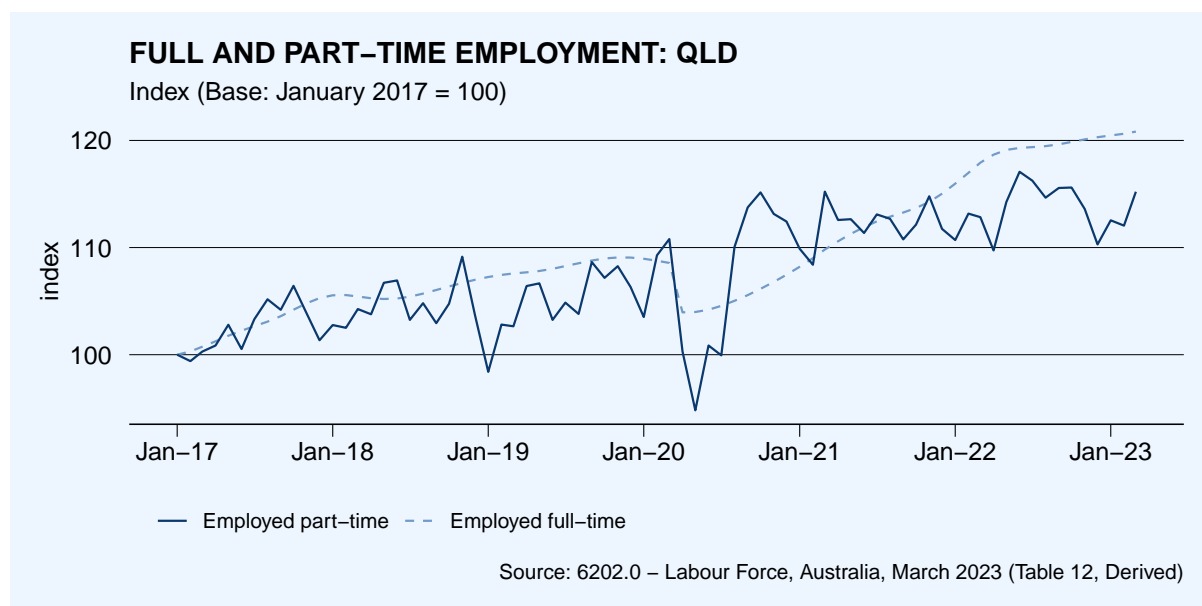
## Employment

- In March, trend employment in Queensland increased by 6,369 (0.2%) to 2.80 million people.
- Compared with March last year, total employment in Queensland has increased by 58,212 (2.1%).
- Nationally, employment in increased by 31,734 (0.2%) to 13.88 million people.



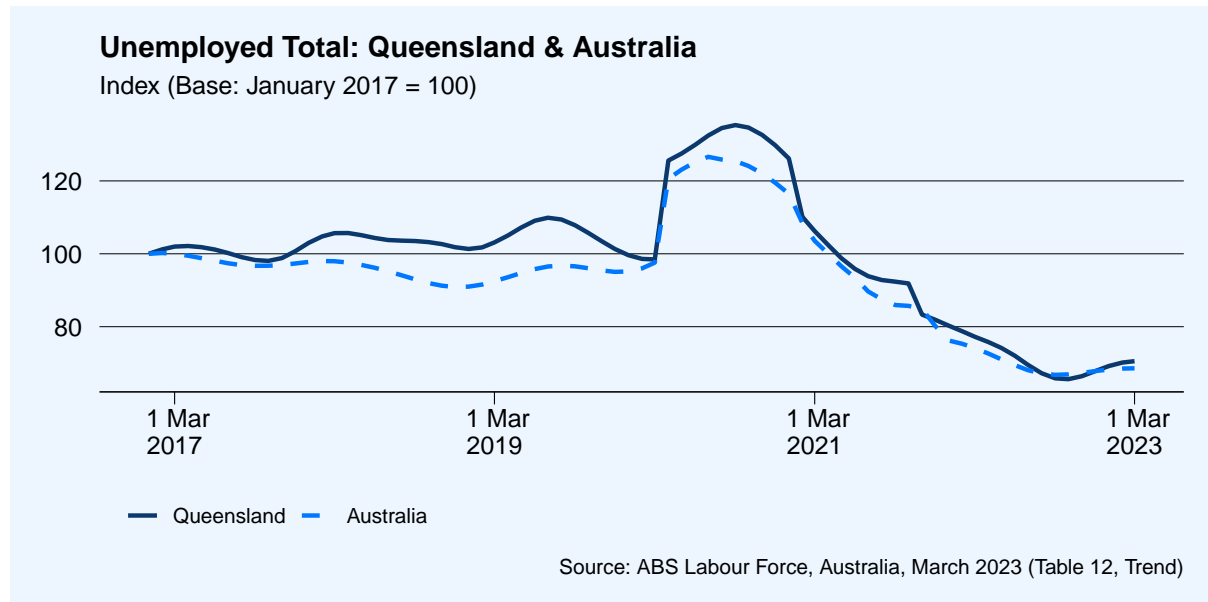
## Full and Part Time Employment

- Full-time employment in Queensland increased by 3,229 (0.2%) to 1.95 million in March, and has increased by 46,832 (2.4%) over the year.
- Part-time employment in Queensland, in original terms increased by 23,605 (2.7%) to 859,988 in March. Part-time employment has increased by 17,729 (2.1%) over the last year.



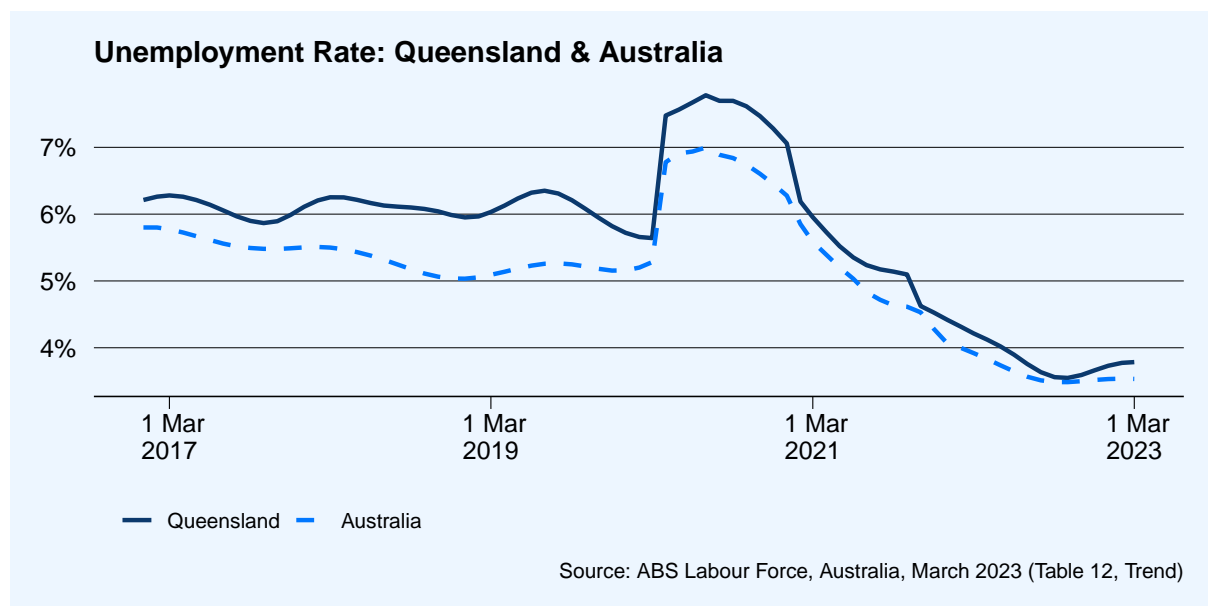
## Unemployment

- In March, the total number of unemployed people in Queensland increased by 601 (0.5%) to 110,216.
- Compared with March last year, unemployment in Queensland has decreased by 10,506 (-9.5%) people.
- Nationally, total unemployment in March increased by 582 (0.1%) to 508,508 people.



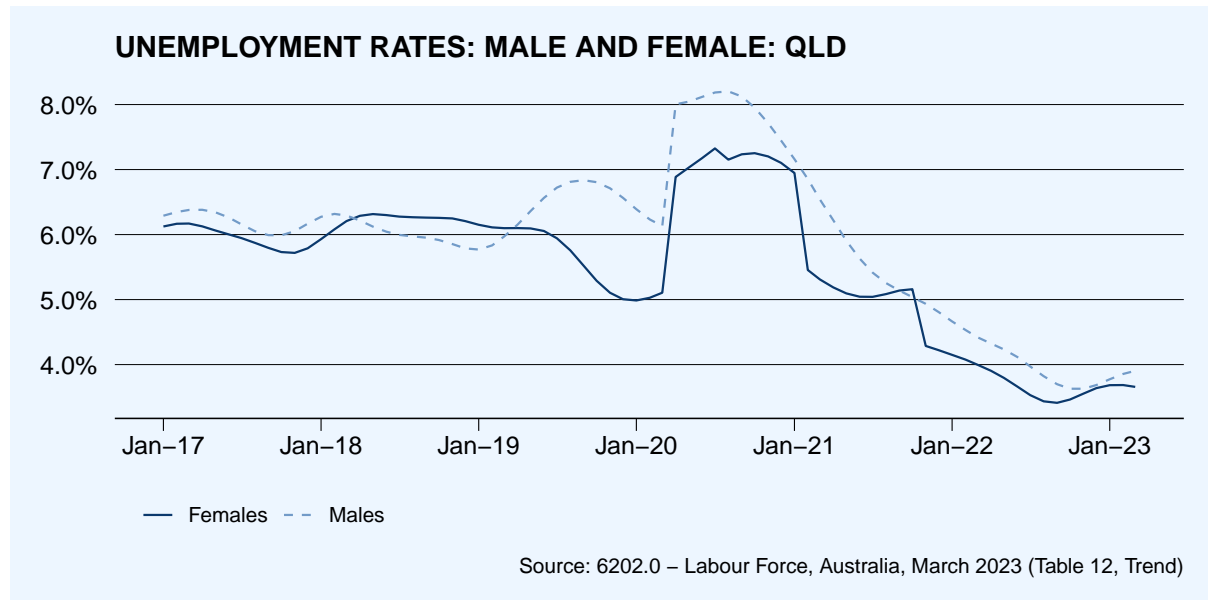
## Unemployment Rate

- In March, the trend unemployment rate in Queensland remained steady at 3.8%.
- Compared with March last year, the unemployment rate in Queensland has decreased by 0.4 percentage points.
- Nationally, unemployment remained steady at 3.5%



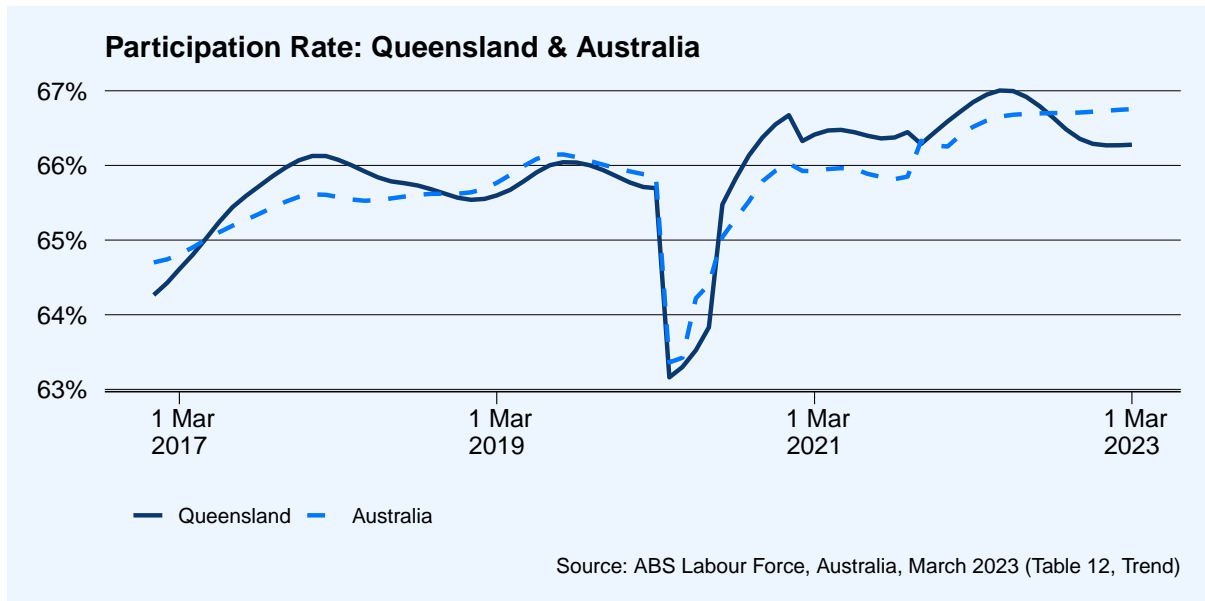
### Male and Female Unemployment Rates

- In March, the trend unemployment rate for males in Queensland remained steady at 3.9%.
- Compared with March last year male unemployment in Queensland has decreased by 0.5 percentage points.
- In the same period, the trend unemployment rate for females in Queensland remained steady at 3.7%.
- Compared with March last year female unemployment in Queensland has decreased by 0.3 percentage points.



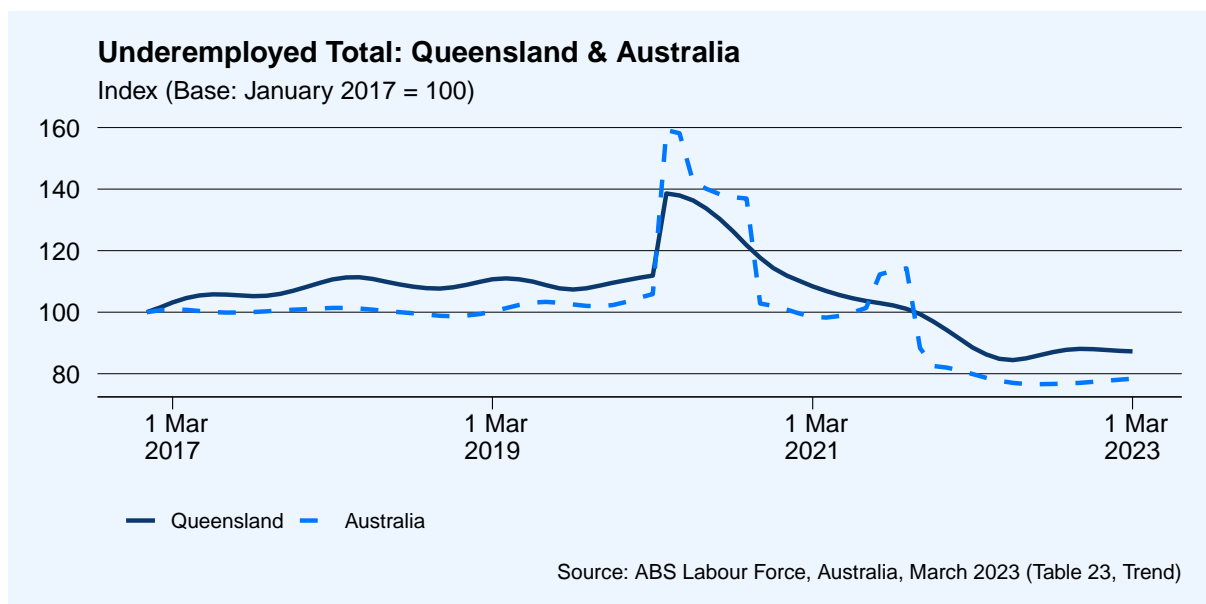
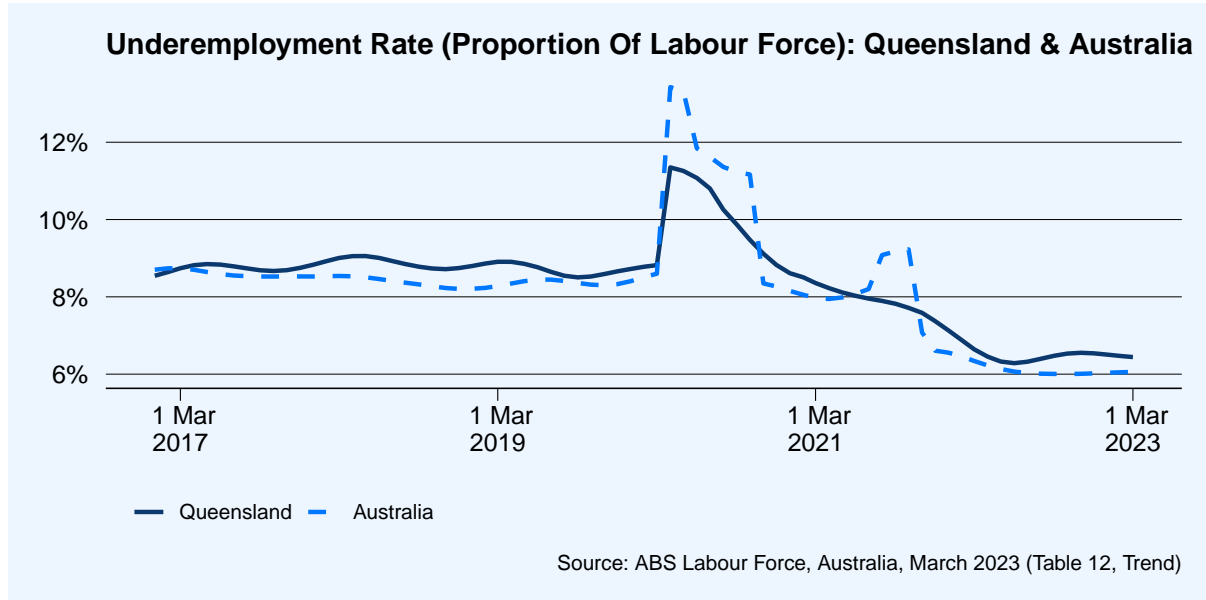
## Participation Rate

- The participation rate remained steady at 66.3%.
- Over the past year, the participation rate has decreased by 0.5 percentage points.
- Nationally, the participation rate in March increased by 0.1 percentage points to 66.8%.



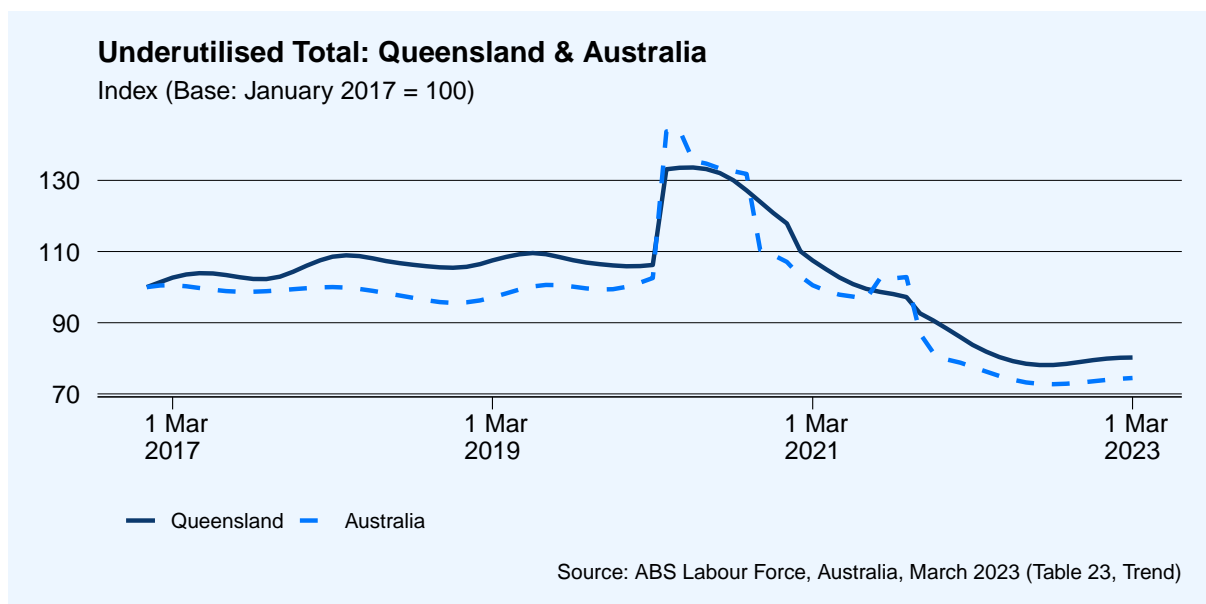
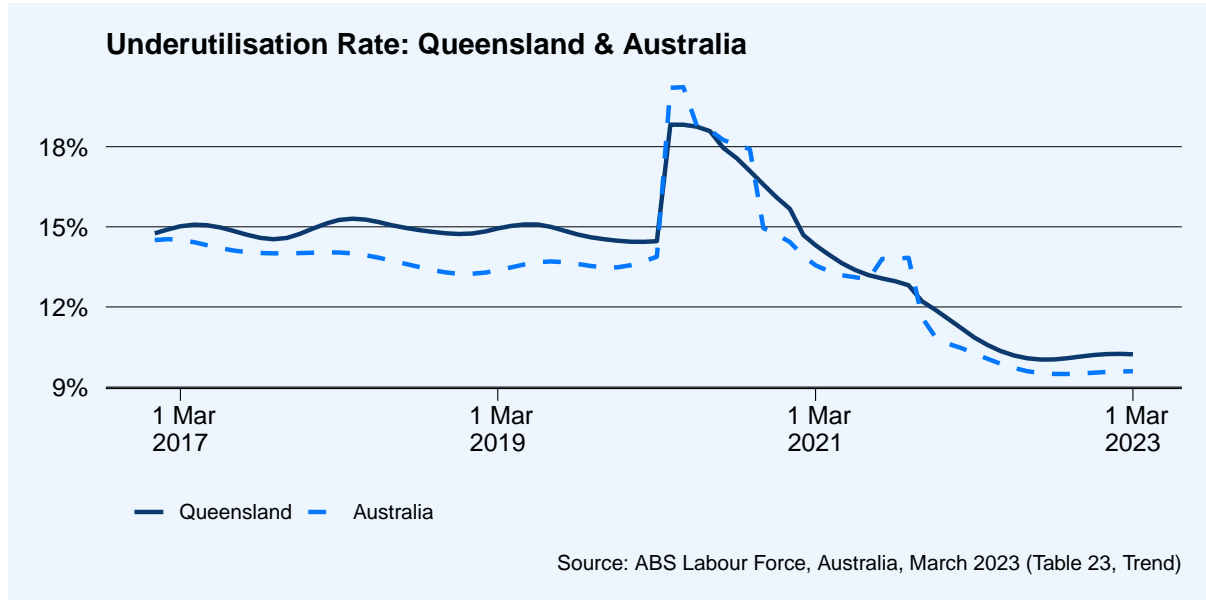
## Underemployment

- The underemployment rate decreased by 0.1 percentage points to 6.4%. The total number of people underemployed has decreased by 351 (-0.2%) to 187,560 people.
- Over the past year, total underemployment has decreased by 2,660 (-1.4%).
- Nationally, the underemployment rate in March increased by 0.1 percentage points to 6.1% and the total number of people underemployed increased by 3,283 (0.4%) to 871,842.



## Underutilisation

- The underutilisation rate remained steady at 10.2%. Over the past month, the number of underutilised people has increased by 250 (0.1%) to 297,776.
- Over the past year, underutilisation in Queensland has decreased by 13,166 (-4.4%).
- Nationally the underutilisation rate in March remained steady at 9.6%, and the total number of underutilised people increased by 3,865 (0.3%) to 1.38 million.



### Hours Worked

- The total number of hours worked in all jobs increased by 1.34 million (0.3%) to 387.72 million.
- Over the past year, the number of hours worked in Queensland has increased by 9.39 million (2.4%).
- Nationally, the total number of hours worked in March increased by 4.76 million (0.2%) to 1,910 million.

