



Labour Market Brief South Australia

Summary

The ABS Labour Force Survey data for **South Australia** released in April for March showed that in **trend** terms:

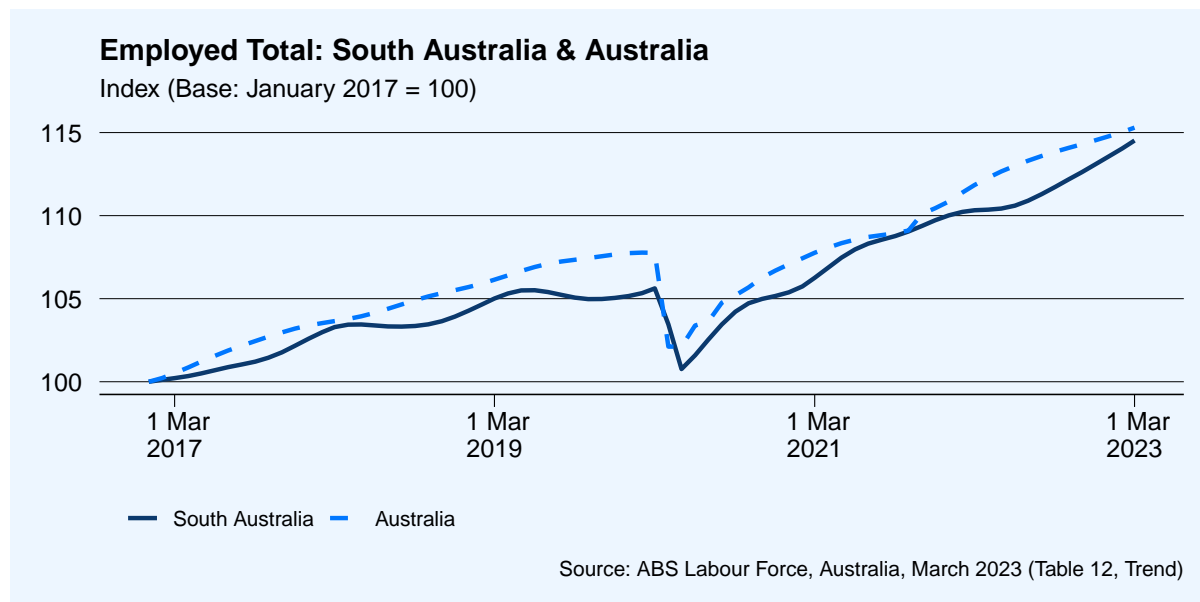
- Total *employment* increased by 3,910 (0.4%) to 941,143 people.
 - Over the past year, employment in South Australia has increased by 34,486 (3.7%).
- Total *unemployment* decreased by 88 (-0.2%) to 38,248 people, and the *unemployment rate* remained steady at 3.9%.
 - Over the past year, unemployment in South Australia has decreased by 6,242 (-16.3%), and the unemployment rate has decreased by 0.8 percentage points.
- Total *underutilisation* has increased by 678 (0.6%) to 107,569 people, and the *underutilisation rate* remained steady at 11.0%.
 - Over the past year, total underutilisation has decreased by 8,476 (-7.9%) and the underutilisation rate has decreased by 1.2 percentage points.

Nationally in March:

- Total *employment* increased by 31,734 (0.2%) to 13.88 million people.
 - Over the past year, employment in Australia has increased by 415,598 (3.0%).
- Total *unemployment* increased by 582 (0.1%) to 508,508 people and the *unemployment rate* remained steady at 3.5%.
 - Over the past year, unemployment in Australia has decreased by 40,976 (-8.1%) and the *unemployment rate* has decreased by 0.4 percentage points.
- Total *underutilisation* increased by 3,865 (0.3%) to 1.38 million people, and the *underutilisation rate* remained steady at 9.6%.
 - Over the past year, total underutilisation has decreased by 57,801 (-4.2%) and the underutilisation rate has decreased by 0.7 percentage points.

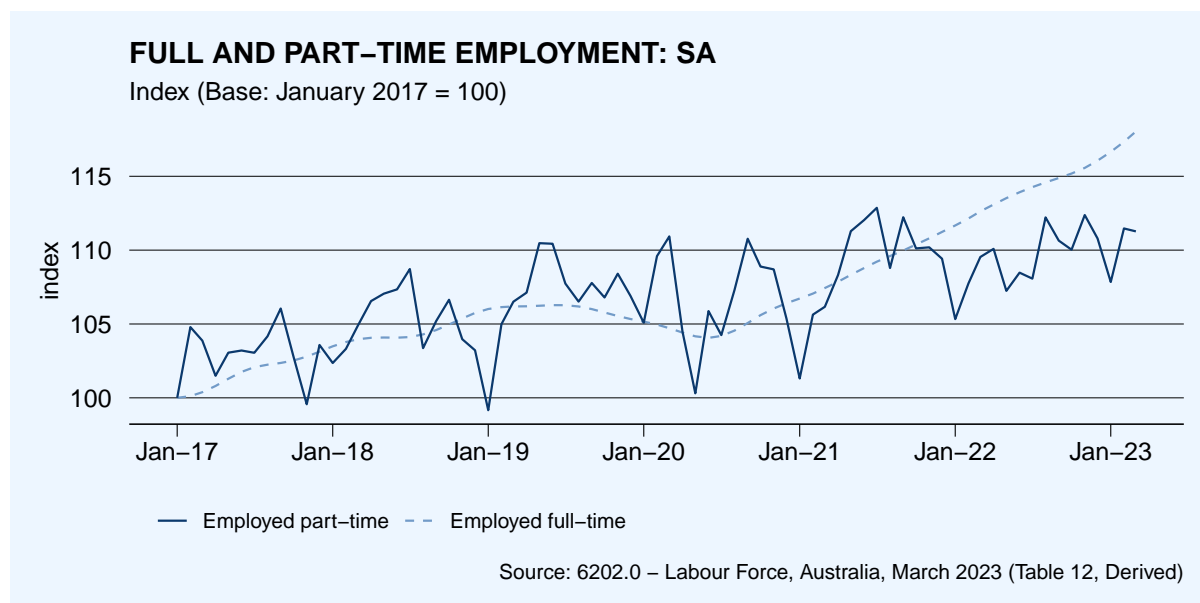
Employment

- In March, trend employment in South Australia increased by 3,910 (0.4%) to 941,143 people.
- Compared with March last year, total employment in South Australia has increased by 34,486 (3.7%).
- Nationally, employment in increased by 31,734 (0.2%) to 13.88 million people.



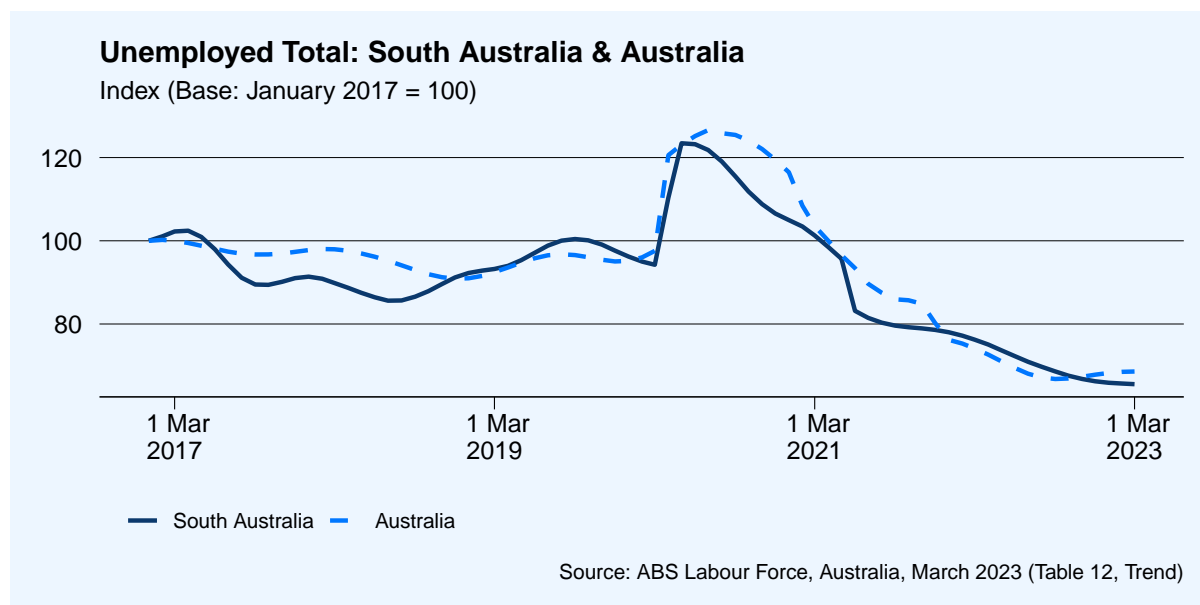
Full and Part Time Employment

- Full-time employment in South Australia increased by 3,685 (0.6%) to 622,651 in March, and has increased by 28,512 (4.6%) over the year.
- Part-time employment in South Australia, in original terms decreased by 563 (-0.2%) to 316,109 in March. Part-time employment has increased by 4,925 (1.6%) over the last year.



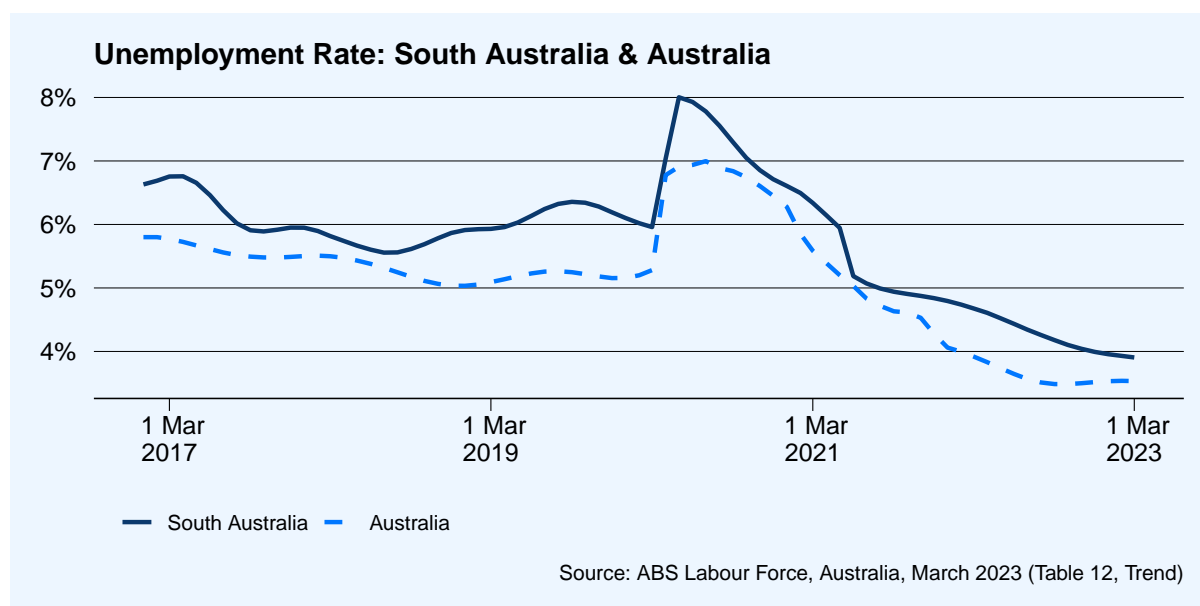
Unemployment

- In March, the total number of unemployed people in South Australia decreased by 88 (-0.2%) to 38,248.
- Compared with March last year, unemployment in South Australia has decreased by 6,242 (-16.3%) people.
- Nationally, total unemployment in March increased by 582 (0.1%) to 508,508 people.



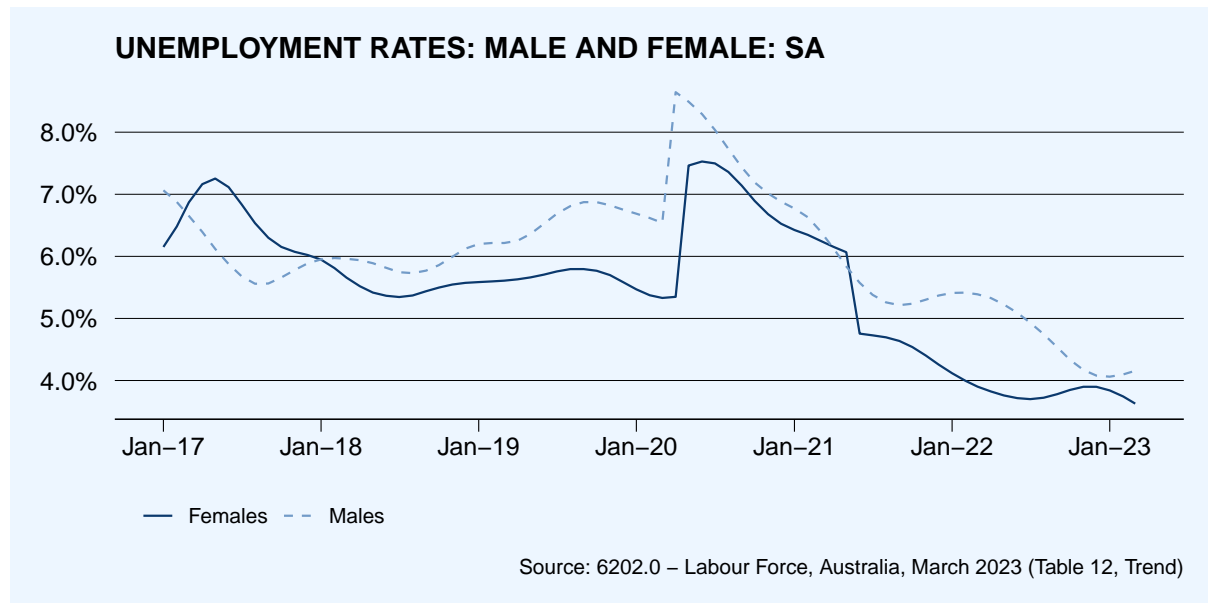
Unemployment Rate

- In March, the trend unemployment rate in South Australia remained steady at 3.9%.
- Compared with March last year, the unemployment rate in South Australia has decreased by 0.8 percentage points.
- Nationally, unemployment remained steady at 3.5%



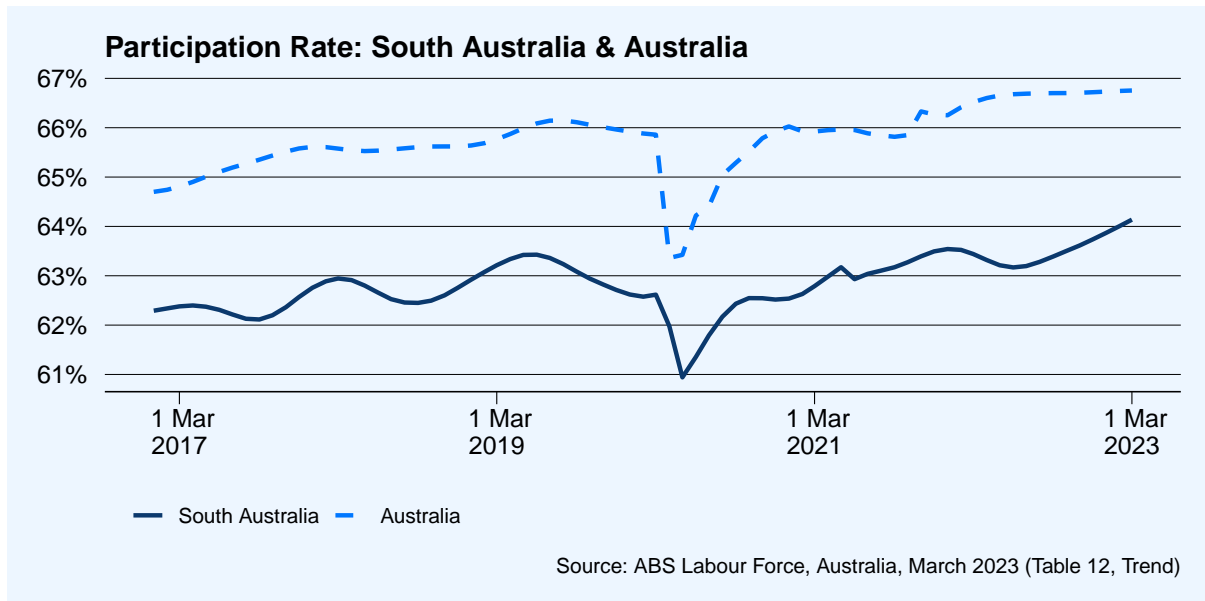
Male and Female Unemployment Rates

- In March, the trend unemployment rate for males in South Australia increased by 0.1 percentage points to 4.2%.
- Compared with March last year male unemployment in South Australia has decreased by 1.2 percentage points.
- In the same period, the trend unemployment rate for females in decreased by 0.1 percentage points to 3.6%.
- Compared with March last year female unemployment in South Australia has decreased by 0.3 percentage points.



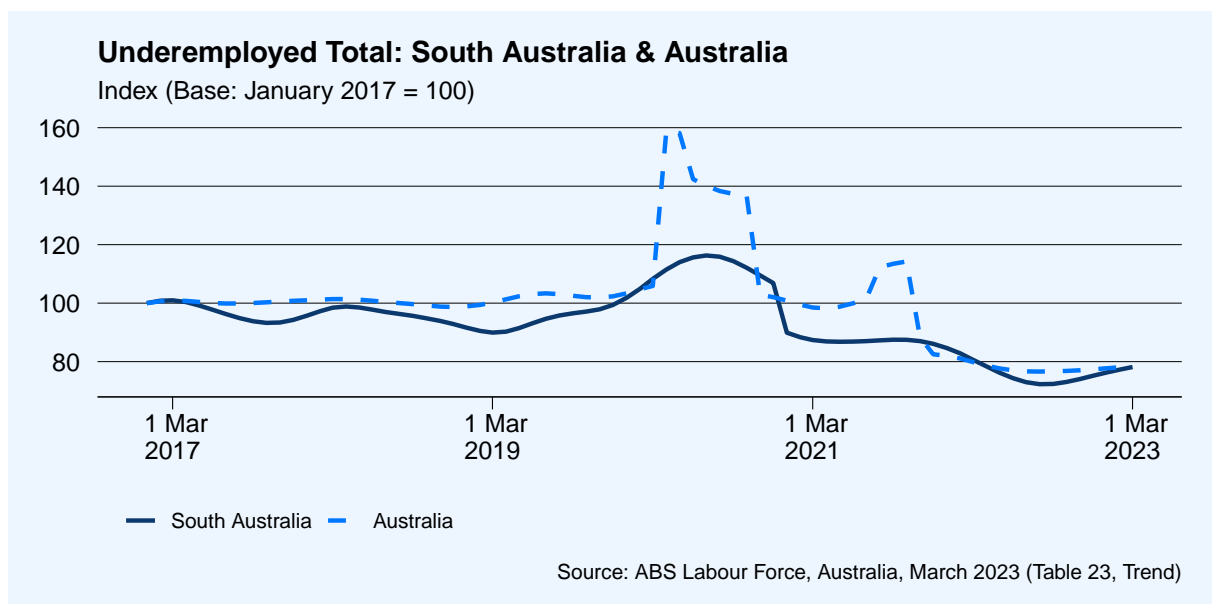
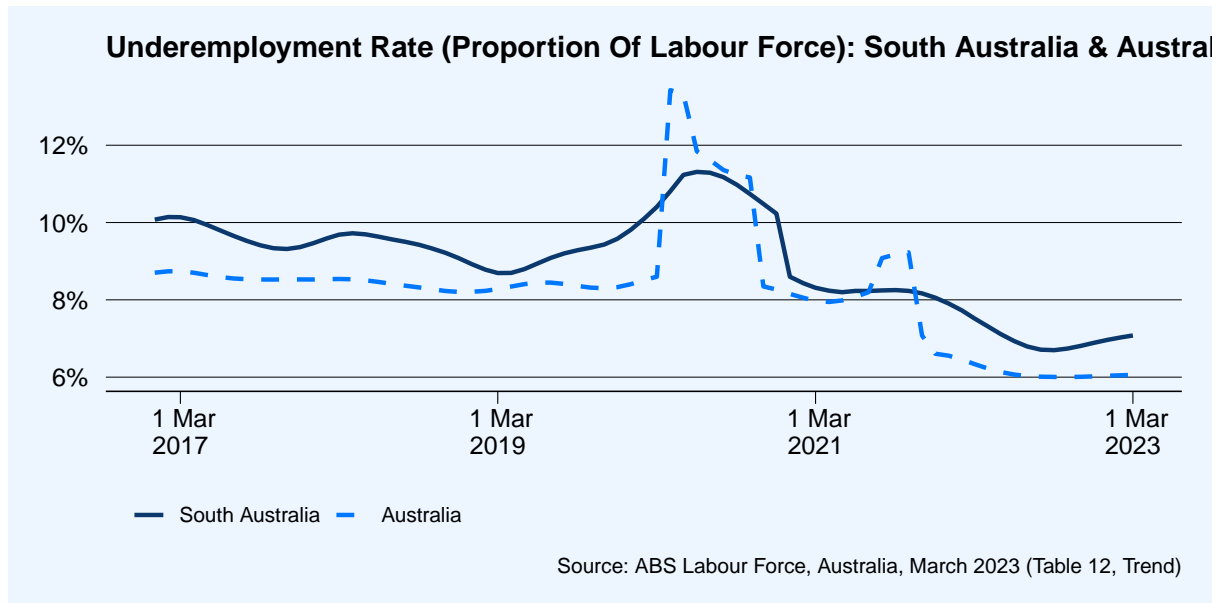
Participation Rate

- The participation rate increased by 0.1 percentage points to 64.1%.
- Over the past year, the participation rate has increased by 0.7 percentage points.
- Nationally, the participation rate in March increased by 0.1 percentage points to 66.8%.



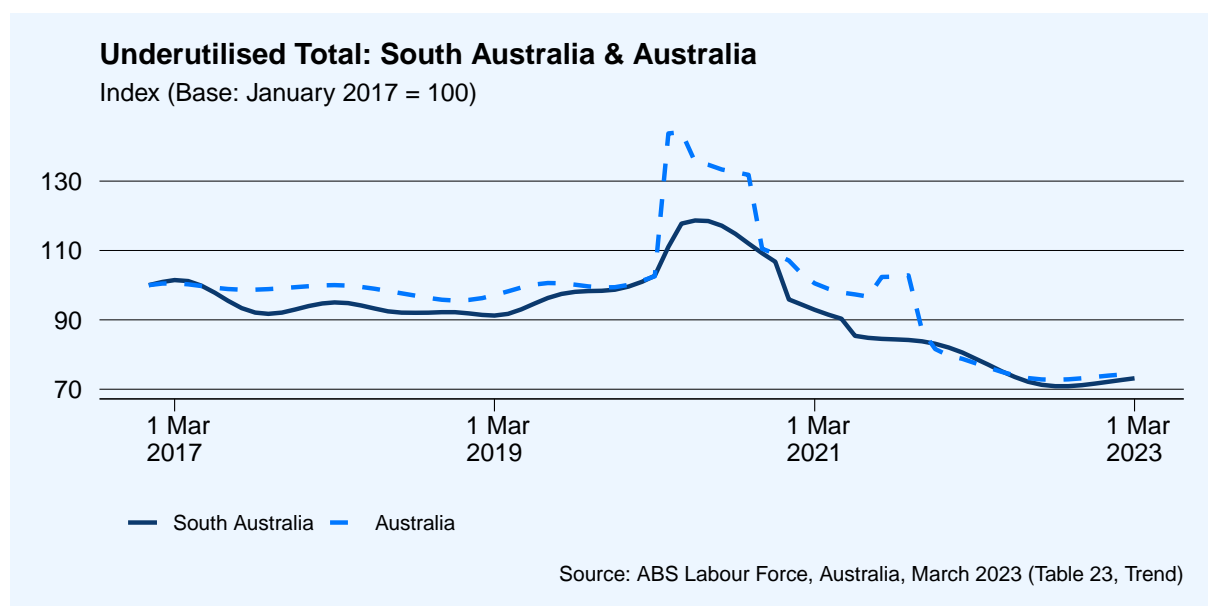
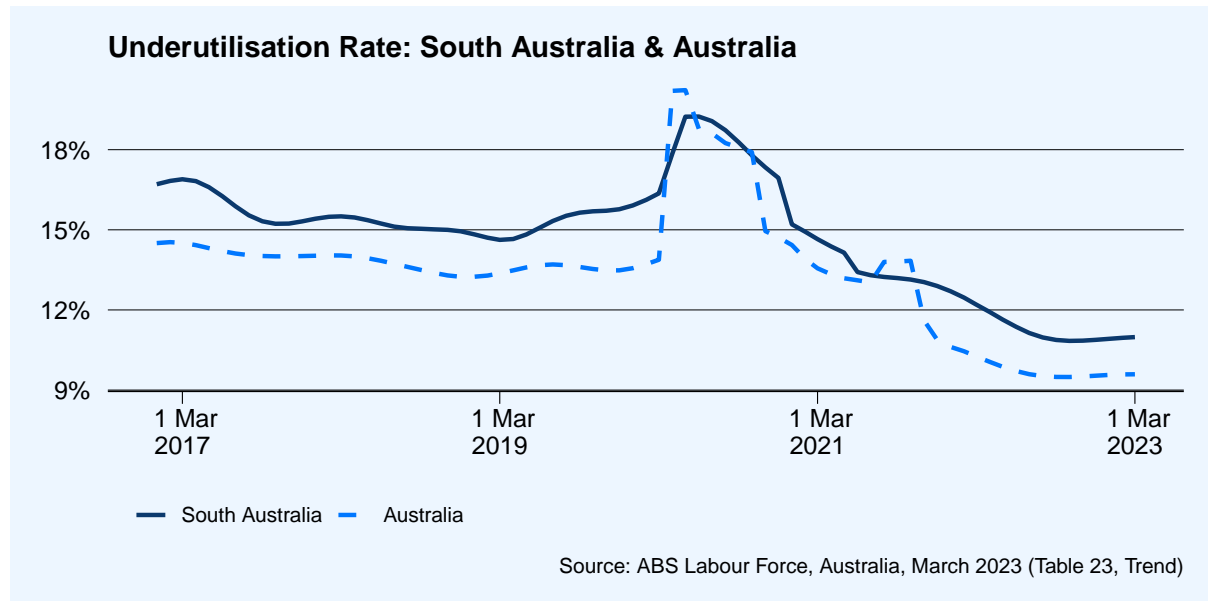
Underemployment

- The underemployment rate increased by 0.1 percentage points to 7.1%. The total number of people underemployed has increased by 766 (1.1%) to 69,320 people.
- Over the past year, total underemployment has decreased by 2,233 (-3.2%).
- Nationally, the underemployment rate in March increased by 0.1 percentage points to 6.1% and the total number of people underemployed increased by 3,283 (0.4%) to 871,842.



Underutilisation

- The underutilisation rate remained steady at 11.0%. Over the past month, the number of underutilised people has increased by 678 (0.6%) to 107,569.
- Over the past year, underutilisation in South Australia has decreased by 8,476 (-7.9%).
- Nationally the underutilisation rate in March remained steady at 9.6%, and the total number of underutilised people increased by 3,865 (0.3%) to 1.38 million.



Hours Worked

- The total number of hours worked in all jobs increased by 231,928 (0.2%) to 125.44 million.
- Over the past year, the number of hours worked in South Australia has increased by 5.30 million (4.2%).
- Nationally, the total number of hours worked in March increased by 4.76 million (0.2%) to 1,910 million.

