



Labour Market Brief Tasmania

Summary

The ABS Labour Force Survey data for **Tasmania** released in April for March showed that in **trend** terms:

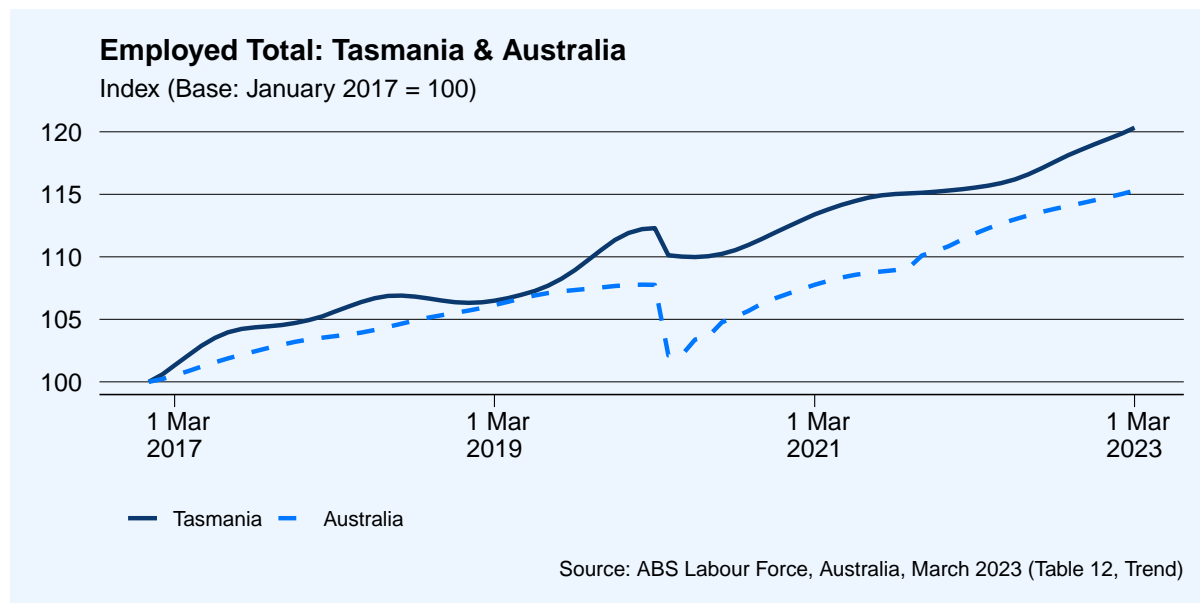
- Total *employment* increased by 1,084 (0.4%) to 291,770 people.
 - Over the past year, employment in Tasmania has increased by 11,619 (4.0%).
- Total *unemployment* decreased by 69 (-0.6%) to 11,569 people, and the *unemployment rate* remained steady at 3.8%.
 - Over the past year, unemployment in Tasmania has decreased by 322 (-2.8%), and the unemployment rate has decreased by 0.3 percentage points.
- Total *underutilisation* has decreased by 6 (-0.0%) to 34,573 people, and the *underutilisation rate* remained steady at 11.4%.
 - Over the past year, total underutilisation has increased by 2,172 (6.3%) and the underutilisation rate has increased by 0.3 percentage points.

Nationally in March:

- Total *employment* increased by 31,734 (0.2%) to 13.88 million people.
 - Over the past year, employment in Australia has increased by 415,598 (3.0%).
- Total *unemployment* increased by 582 (0.1%) to 508,508 people and the *unemployment rate* remained steady at 3.5%.
 - Over the past year, unemployment in Australia has decreased by 40,976 (-8.1%) and the *unemployment rate* has decreased by 0.4 percentage points.
- Total *underutilisation* increased by 3,865 (0.3%) to 1.38 million people, and the *underutilisation rate* remained steady at 9.6%.
 - Over the past year, total underutilisation has decreased by 57,801 (-4.2%) and the underutilisation rate has decreased by 0.7 percentage points.

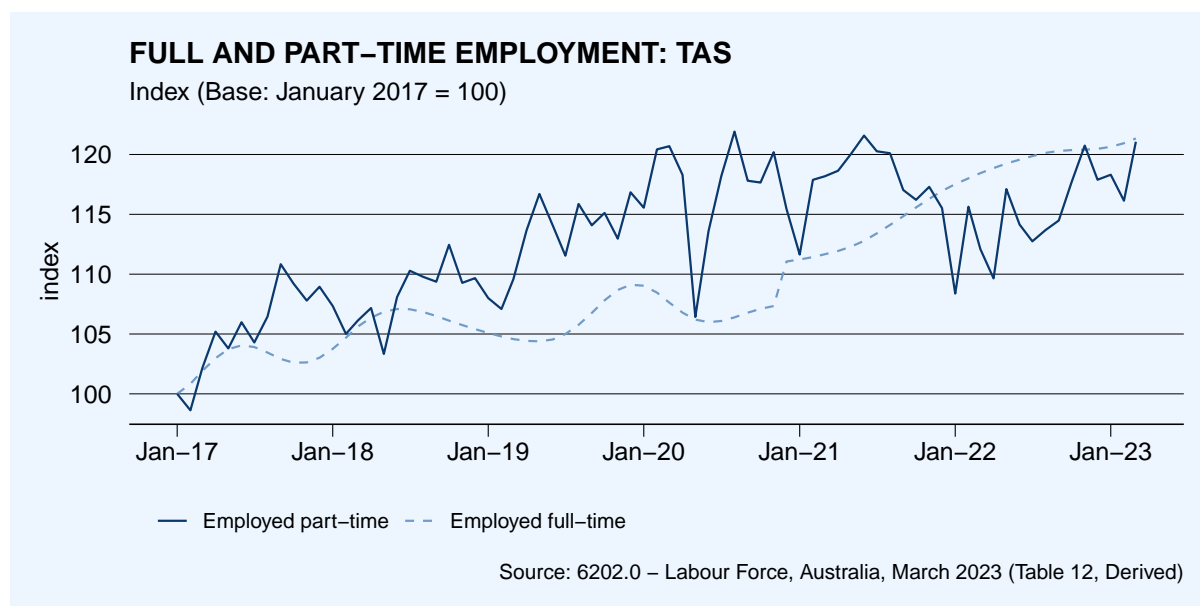
Employment

- In March, trend employment in Tasmania increased by 1,084 (0.4%) to 291,770 people.
- Compared with March last year, total employment in Tasmania has increased by 11,619 (4.0%).
- Nationally, employment in increased by 31,734 (0.2%) to 13.88 million people.



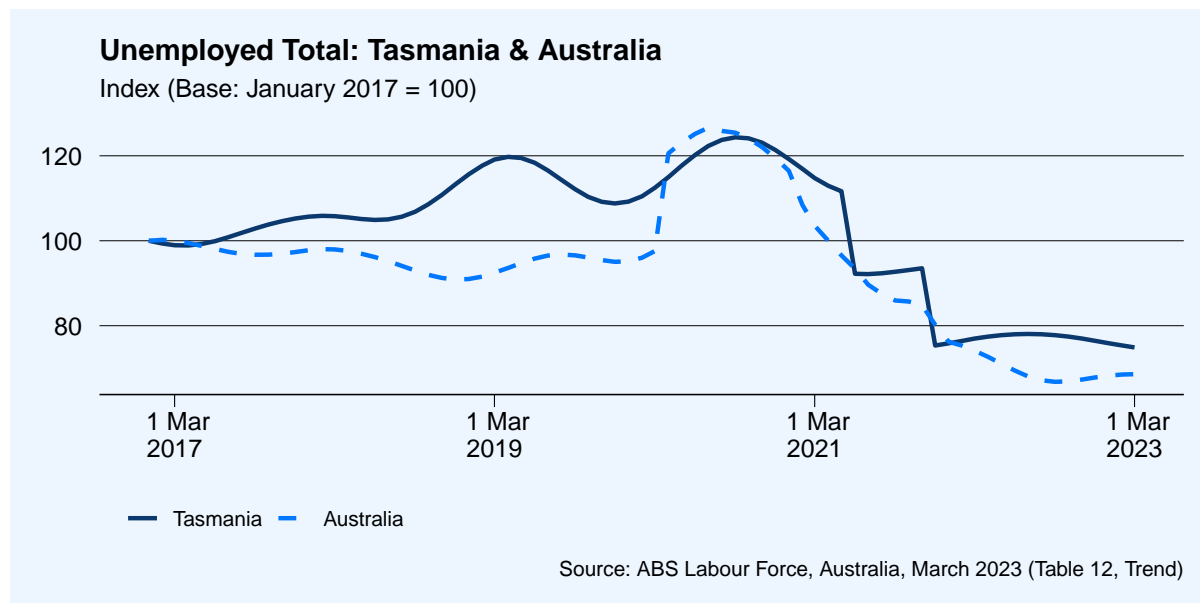
Full and Part Time Employment

- Full-time employment in Tasmania increased by 606 (0.3%) to 185,805 in March, and has increased by 4,438 (2.4%) over the year.
- Part-time employment in Tasmania, in original terms increased by 4,346 (4.1%) to 106,813 in March. Part-time employment has increased by 7,913 (7.4%) over the last year.



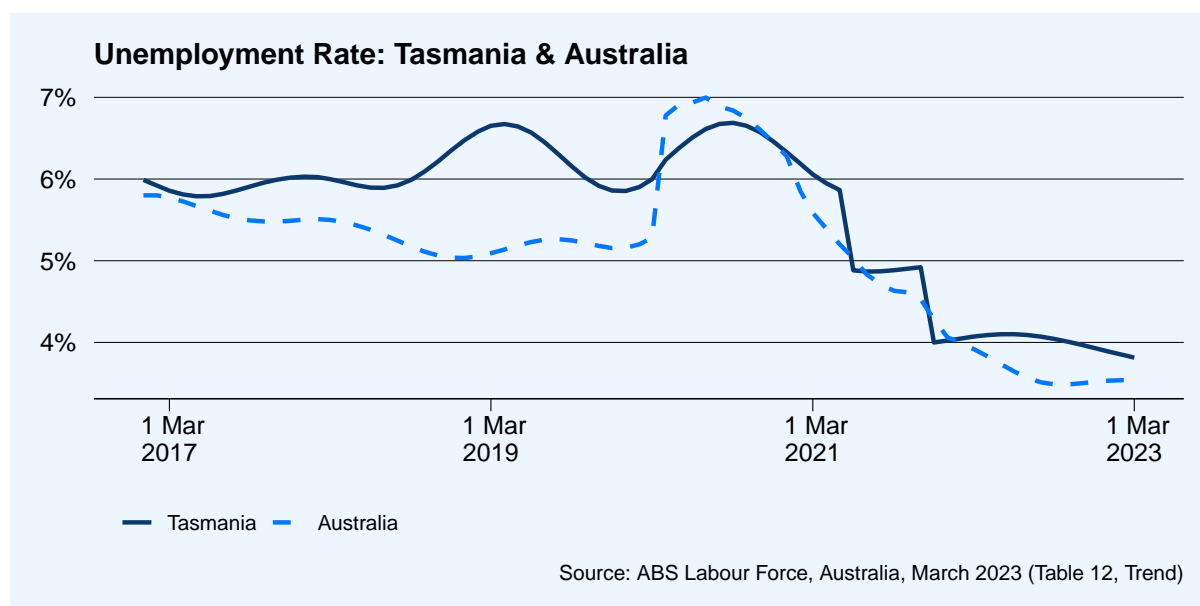
Unemployment

- In March, the total number of unemployed people in Tasmania decreased by 69 (-0.6%) to 11,569.
- Compared with March last year, unemployment in Tasmania has decreased by 322 (-2.8%) people.
- Nationally, total unemployment in March increased by 582 (0.1%) to 508,508 people.



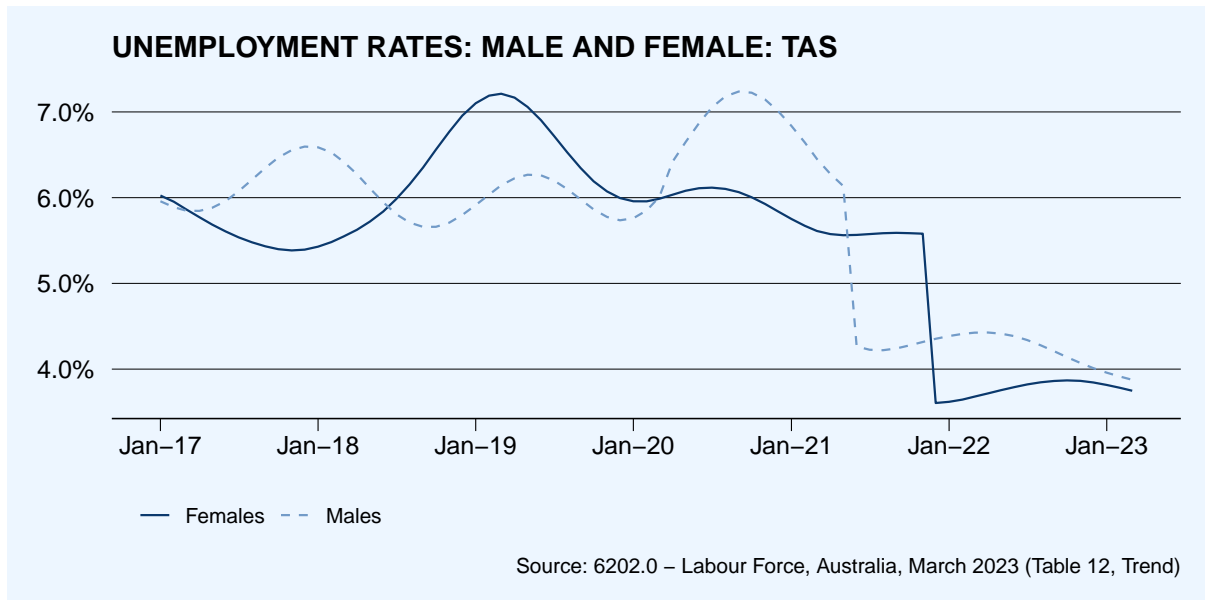
Unemployment Rate

- In March, the trend unemployment rate in Tasmania remained steady at 3.8%.
- Compared with March last year, the unemployment rate in Tasmania has decreased by 0.3 percentage points.
- Nationally, unemployment remained steady at 3.5%



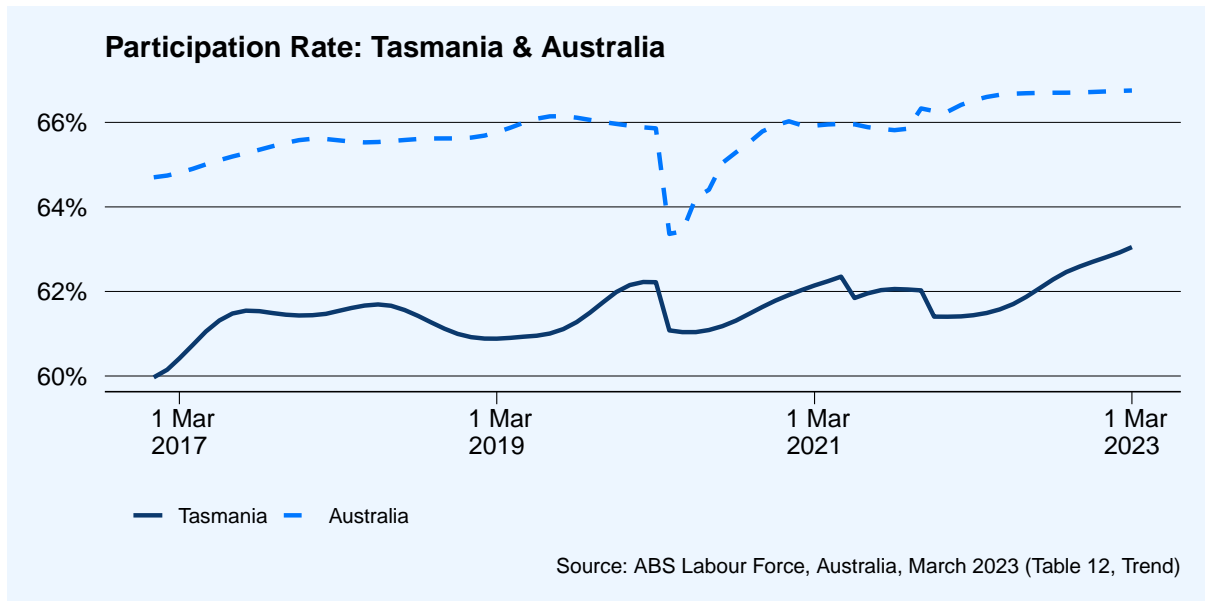
Male and Female Unemployment Rates

- In March, the trend unemployment rate for males in Tasmania remained steady at 3.9%.
- Compared with March last year male unemployment in Tasmania has decreased by 0.5 percentage points.
- In the same period, the trend unemployment rate for females in decreased by 0.1 percentage points to 3.7%.
- Compared with March last year female unemployment in Tasmania has remained steady at 3.7%.



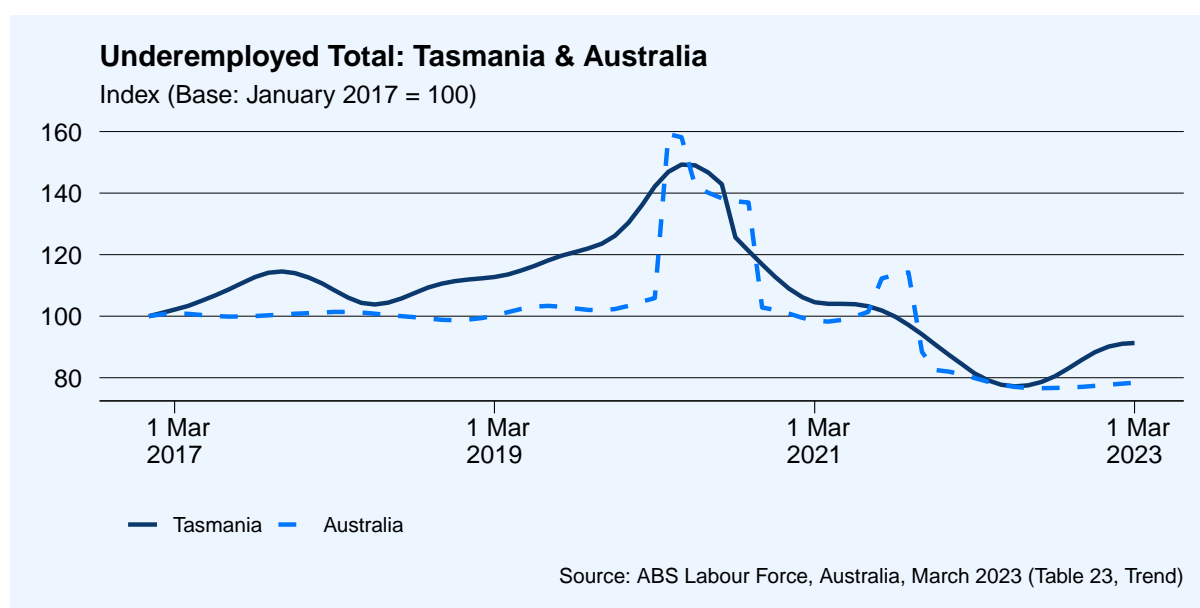
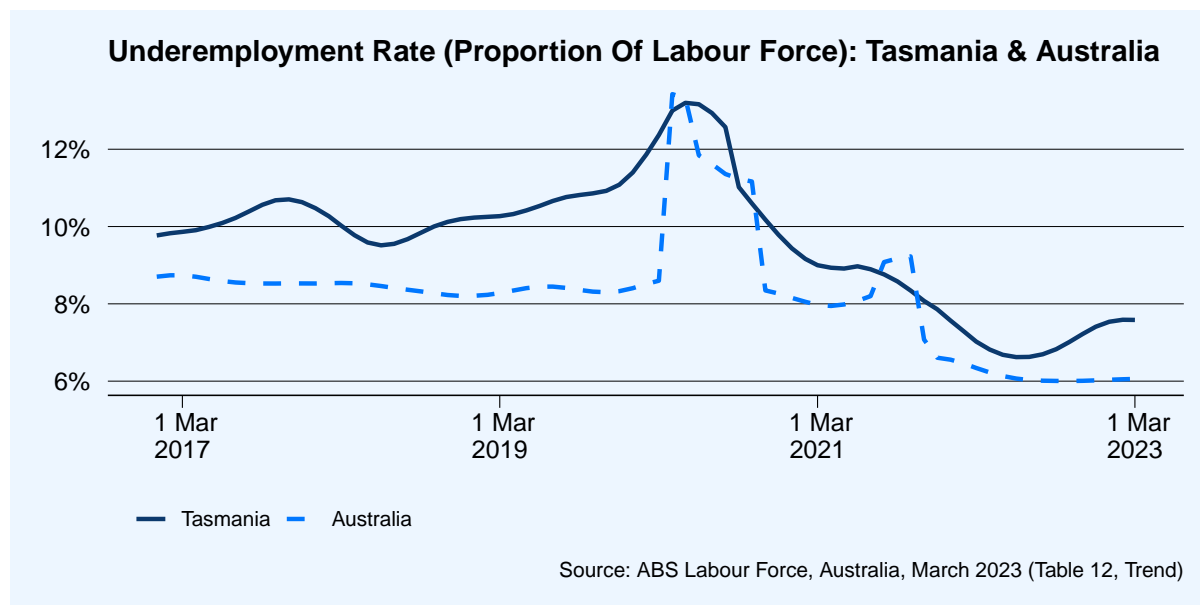
Participation Rate

- The participation rate increased by 0.1 percentage points to 63.0%.
- Over the past year, the participation rate has increased by 1.6 percentage points.
- Nationally, the participation rate in March increased by 0.1 percentage points to 66.8%.



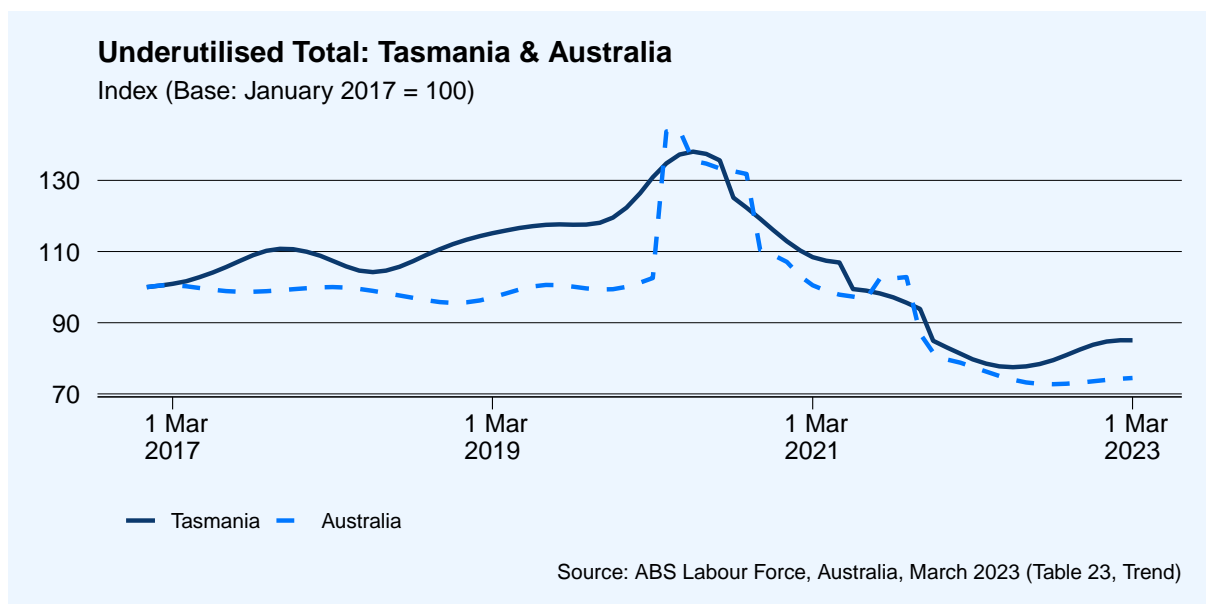
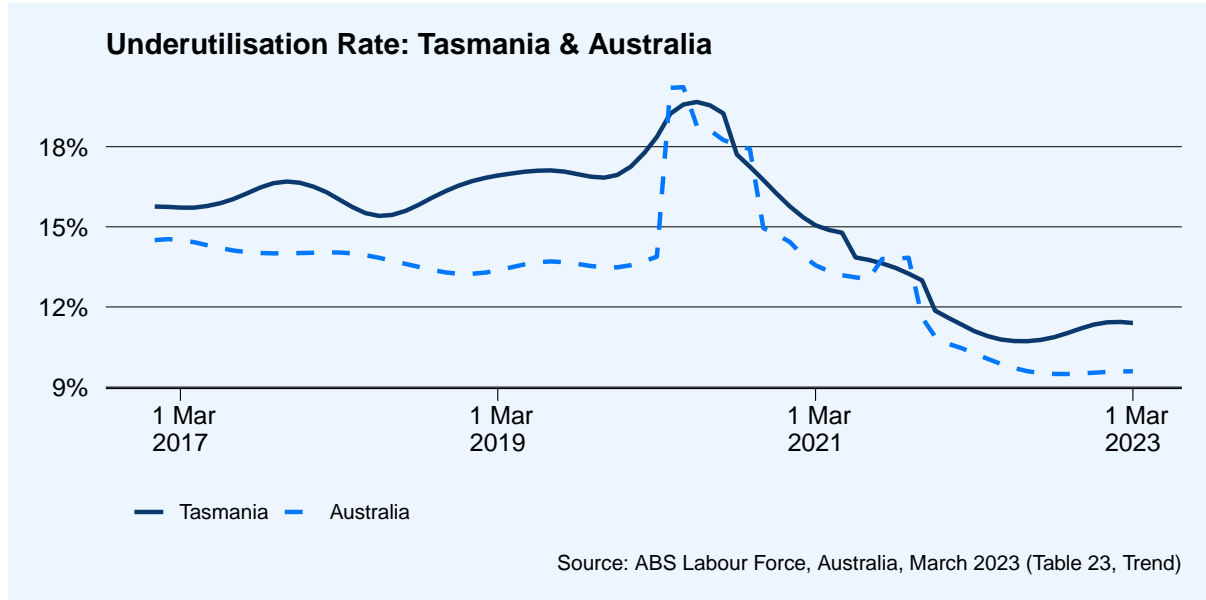
Underemployment

- The underemployment rate remained steady at 7.6%. The total number of people underemployed has increased by 64 (0.3%) to 23,004 people.
- Over the past year, total underemployment has increased by 2,494 (10.8%).
- Nationally, the underemployment rate in March increased by 0.1 percentage points to 6.1% and the total number of people underemployed increased by 3,283 (0.4%) to 871,842.



Underutilisation

- The underutilisation rate remained steady at 11.4%. Over the past month, the number of underutilised people has decreased by 6 (-0.0%) to 34,573.
- Over the past year, underutilisation in Tasmania has increased by 2,172 (6.3%).
- Nationally the underutilisation rate in March remained steady at 9.6%, and the total number of underutilised people increased by 3,865 (0.3%) to 1.38 million.



Hours Worked

- The total number of hours worked in all jobs increased by 67,174 (0.2%) to 38.04 million.
- Over the past year, the number of hours worked in Tasmania has increased by 1.80 million (4.7%).
- Nationally, the total number of hours worked in March increased by 4.76 million (0.2%) to 1,910 million.

