



Labour Market Brief Victoria

Summary

The ABS Labour Force Survey data for **Victoria** released in April for March showed that in **trend** terms:

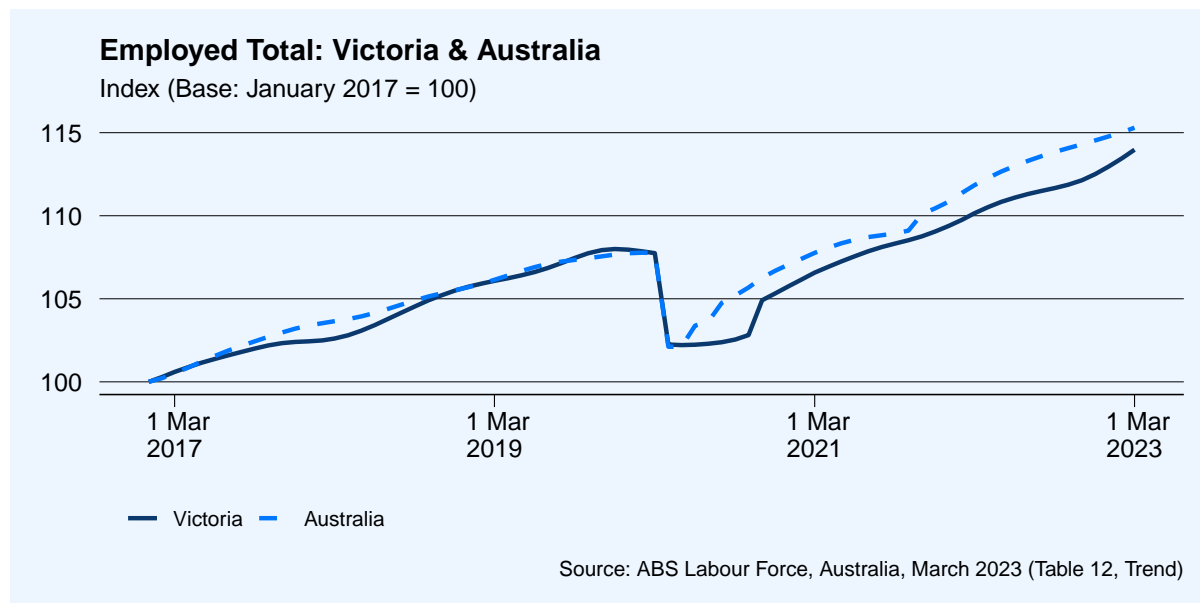
- Total *employment* increased by 15,915 (0.4%) to 3.59 million people.
 - Over the past year, employment in Victoria has increased by 120,280 (3.4%).
- Total *unemployment* increased by 754 (0.5%) to 138,686 people, and the *unemployment rate* remained steady at 3.7%.
 - Over the past year, unemployment in Victoria has decreased by 3,695 (-2.7%), and the unemployment rate has decreased by 0.2 percentage points.
- Total *underutilisation* has increased by 1,845 (0.5%) to 364,741 people, and the *underutilisation rate* remained steady at 9.8%.
 - Over the past year, total underutilisation has increased by 5,513 (1.5%) and the underutilisation rate has decreased by 0.2 percentage points.

Nationally in March:

- Total *employment* increased by 31,734 (0.2%) to 13.88 million people.
 - Over the past year, employment in Australia has increased by 415,598 (3.0%).
- Total *unemployment* increased by 582 (0.1%) to 508,508 people and the *unemployment rate* remained steady at 3.5%.
 - Over the past year, unemployment in Australia has decreased by 40,976 (-8.1%) and the *unemployment rate* has decreased by 0.4 percentage points.
- Total *underutilisation* increased by 3,865 (0.3%) to 1.38 million people, and the *underutilisation rate* remained steady at 9.6%.
 - Over the past year, total underutilisation has decreased by 57,801 (-4.2%) and the underutilisation rate has decreased by 0.7 percentage points.

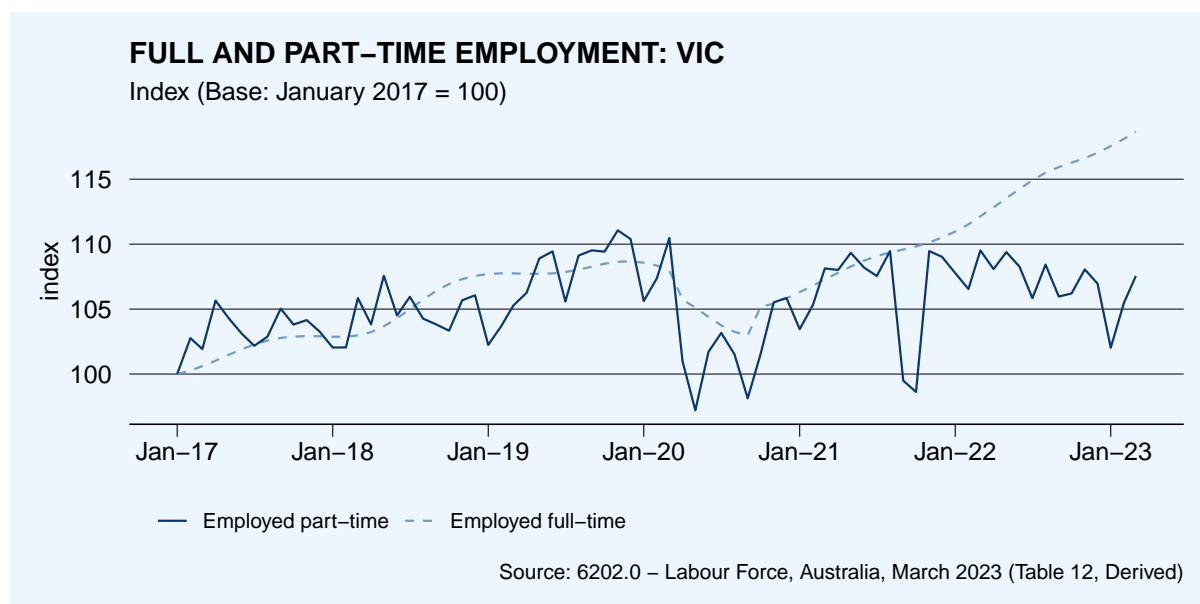
Employment

- In March, trend employment in Victoria increased by 15,915 (0.4%) to 3.59 million people.
- Compared with March last year, total employment in Victoria has increased by 120,280 (3.4%).
- Nationally, employment in increased by 31,734 (0.2%) to 13.88 million people.



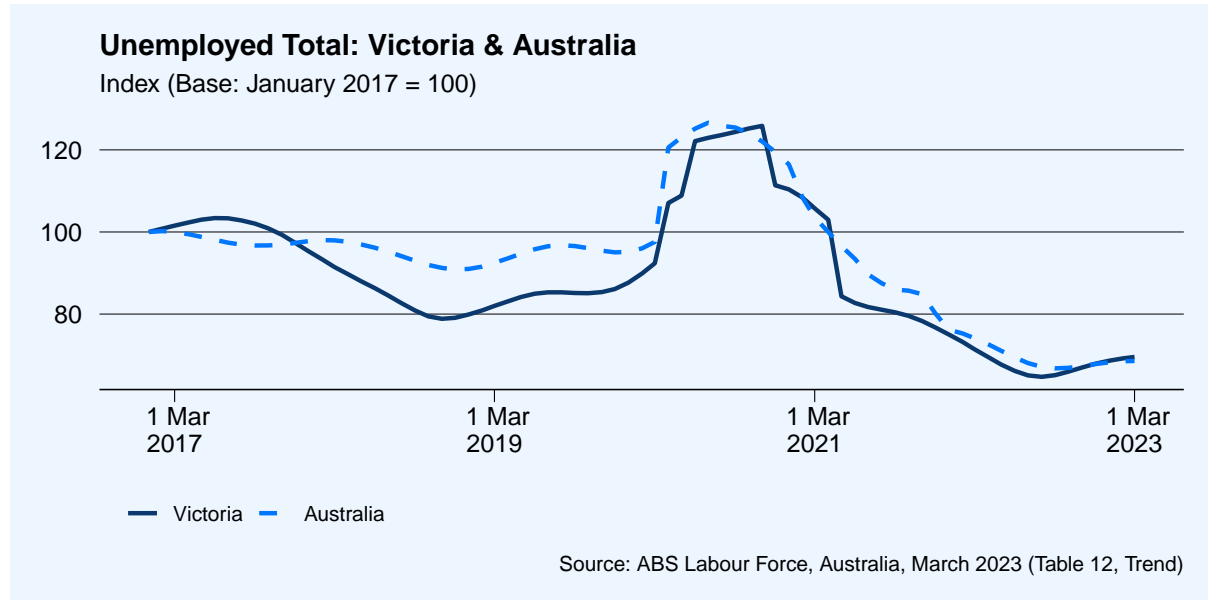
Full and Part Time Employment

- Full-time employment in Victoria increased by 11,791 (0.5%) to 2.50 million in March, and has increased by 137,168 (5.5%) over the year.
- Part-time employment in Victoria, in original terms increased by 21,060 (1.9%) to 1.09 million in March. Part-time employment has decreased by 19,897 (-1.8%) over the last year.



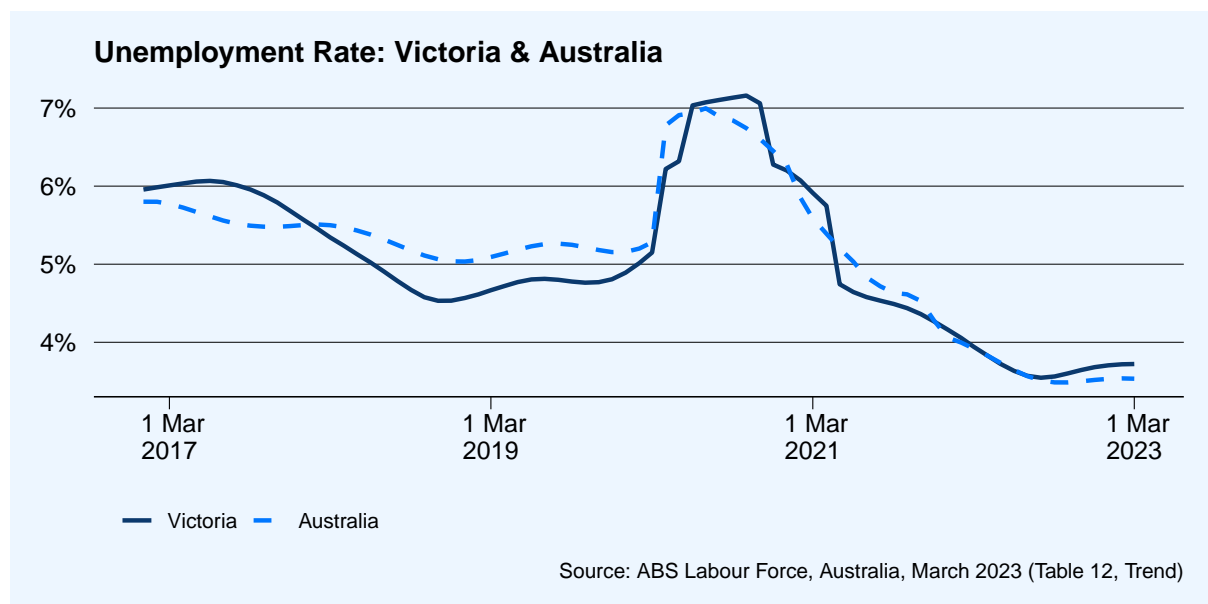
Unemployment

- In March, the total number of unemployed people in Victoria increased by 754 (0.5%) to 138,686.
- Compared with March last year, unemployment in Victoria has decreased by 3,695 (-2.7%) people.
- Nationally, total unemployment in March increased by 582 (0.1%) to 508,508 people.



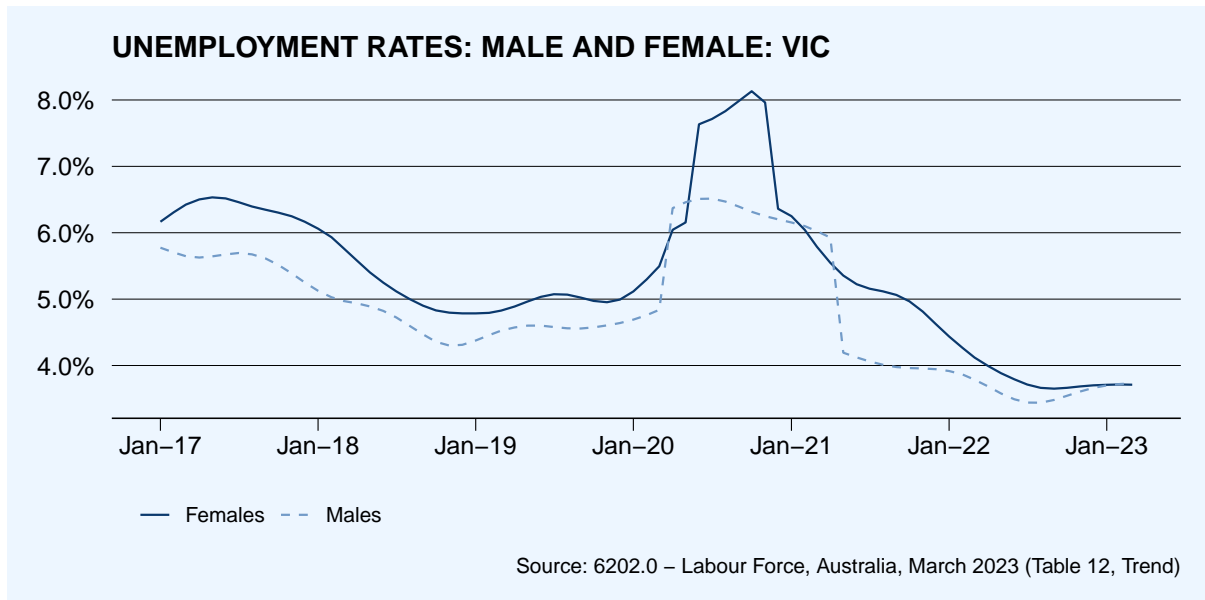
Unemployment Rate

- In March, the trend unemployment rate in Victoria remained steady at 3.7%.
- Compared with March last year, the unemployment rate in Victoria has decreased by 0.2 percentage points.
- Nationally, unemployment remained steady at 3.5%



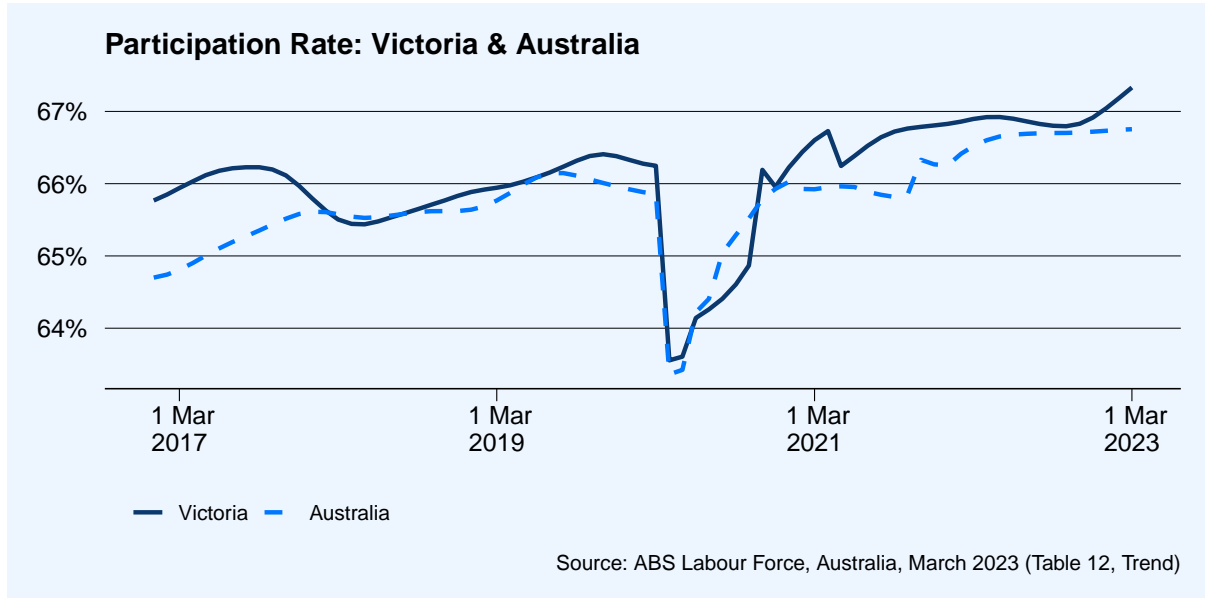
Male and Female Unemployment Rates

- In March, the trend unemployment rate for males in Victoria remained steady at 3.7%.
- Compared with March last year male unemployment in Victoria has decreased by 0.1 percentage points.
- In the same period, the trend unemployment rate for females in remained steady at 3.7%.
- Compared with March last year female unemployment in Victoria has decreased by 0.4 percentage points.



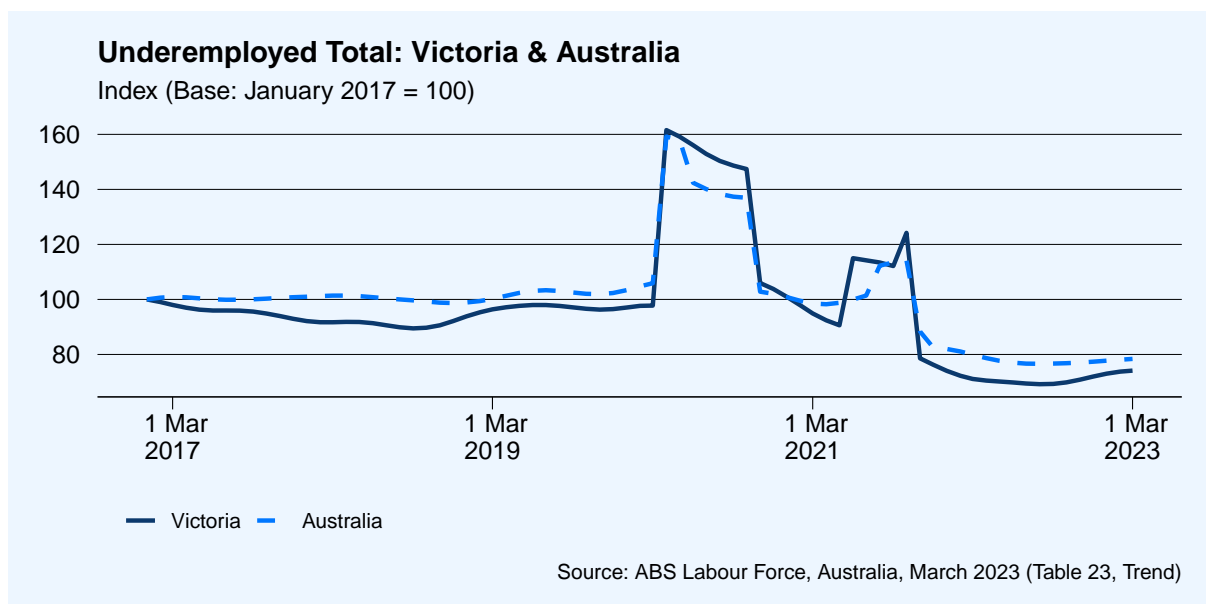
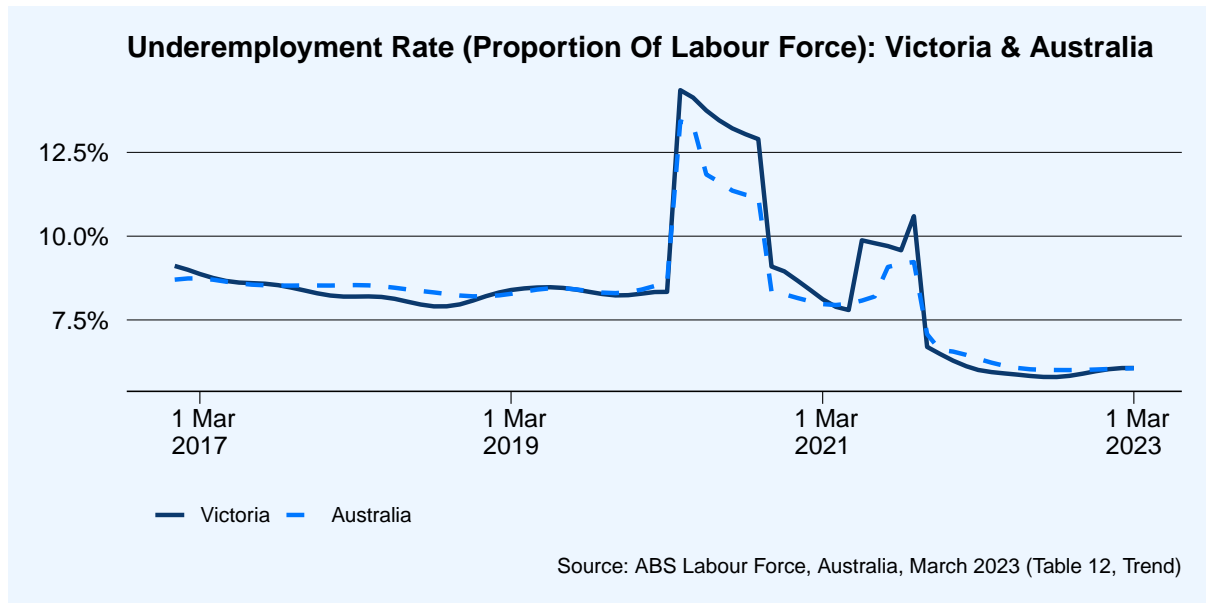
Participation Rate

- The participation rate increased by 0.1 percentage points to 67.3%.
- Over the past year, the participation rate has increased by 0.4 percentage points.
- Nationally, the participation rate in March increased by 0.1 percentage points to 66.8%.



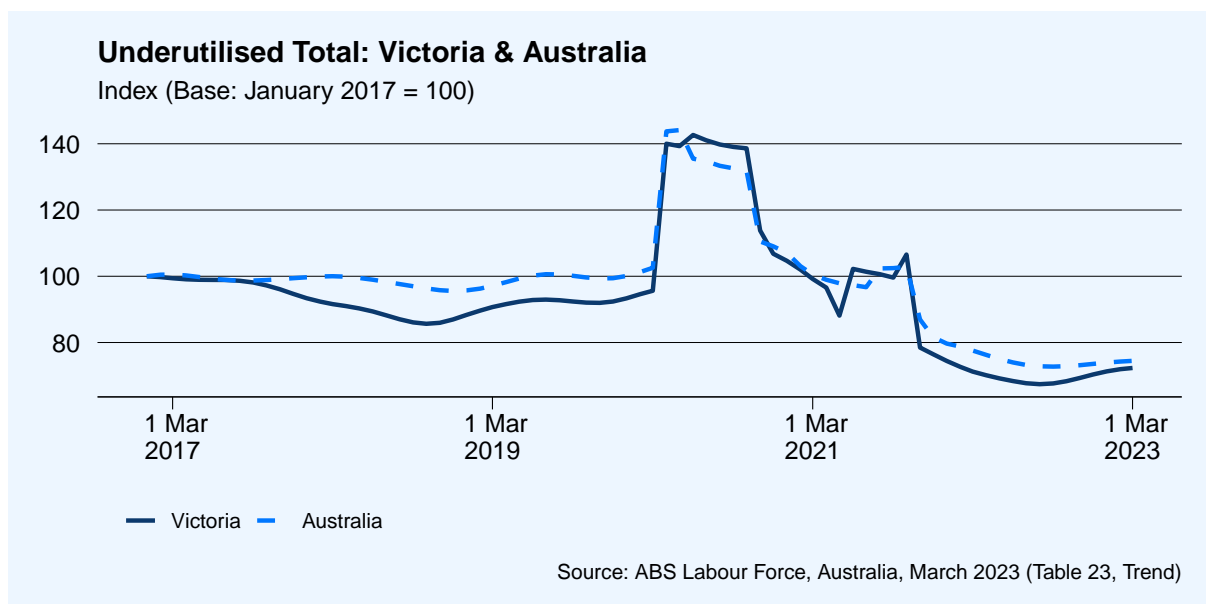
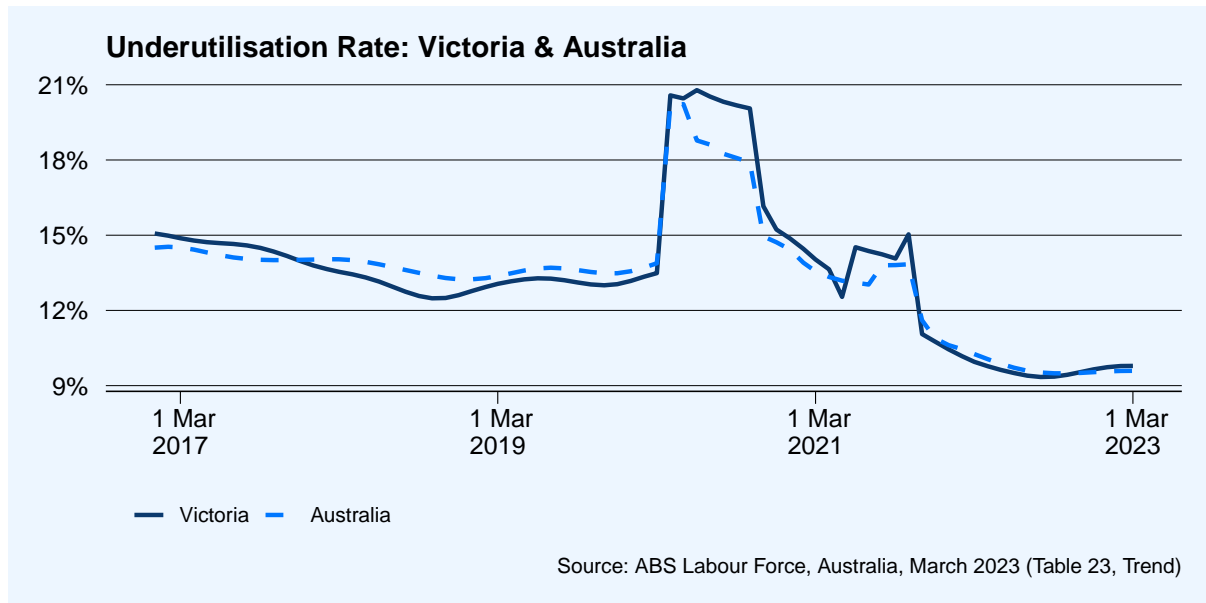
Underemployment

- The underemployment rate remained steady at 6.1%. The total number of people underemployed has increased by 1,091 (0.5%) to 226,056 people.
- Over the past year, total underemployment has increased by 9,208 (4.1%).
- Nationally, the underemployment rate in March increased by 0.1 percentage points to 6.1% and the total number of people underemployed increased by 3,283 (0.4%) to 871,842.



Underutilisation

- The underutilisation rate remained steady at 9.8%. Over the past month, the number of underutilised people has increased by 1,845 (0.5%) to 364,741.
- Over the past year, underutilisation in Victoria has increased by 5,513 (1.5%).
- Nationally the underutilisation rate in March remained steady at 9.6%, and the total number of underutilised people increased by 3,865 (0.3%) to 1.38 million.



Hours Worked

- The total number of hours worked in all jobs increased by 1.97 million (0.4%) to 486.92 million.
- Over the past year, the number of hours worked in Victoria has increased by 19.89 million (4.1%).
- Nationally, the total number of hours worked in March increased by 4.76 million (0.2%) to 1,910 million.

