



Labour Market Brief Western Australia

Summary

The ABS Labour Force Survey data for **Western Australia** released in April for March showed that in **trend** terms:

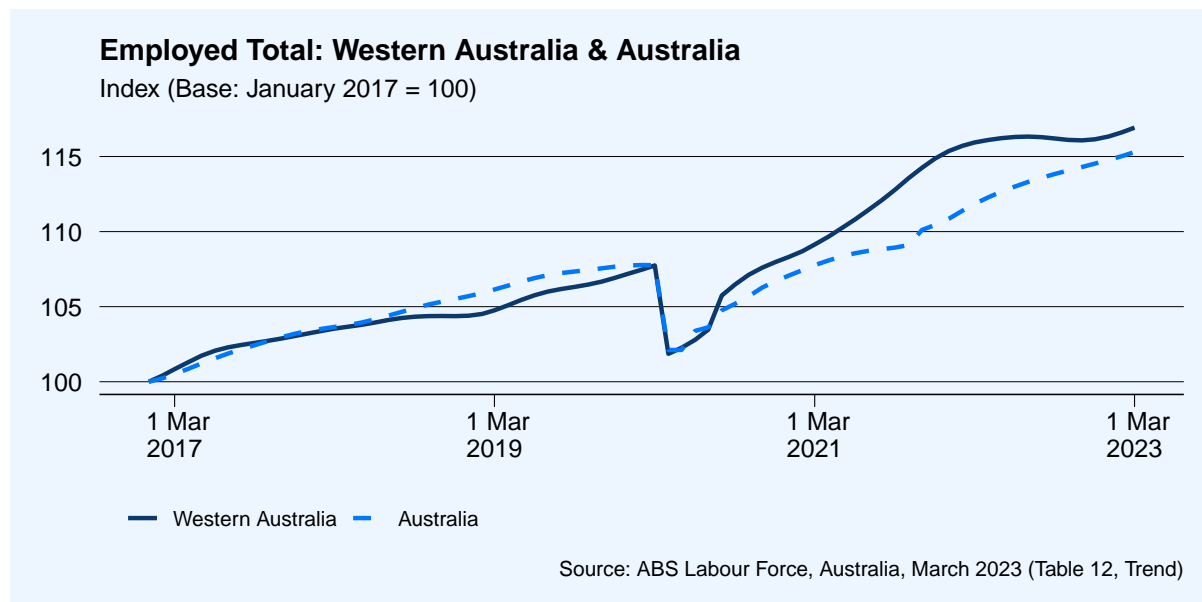
- Total *employment* increased by 3,978 (0.3%) to 1.52 million people.
 - Over the past year, employment in Western Australia has increased by 12,844 (0.8%).
- Total *unemployment* decreased by 608 (-1.1%) to 56,313 people, and the *unemployment rate* remained steady at 3.6%.
 - Over the past year, unemployment in Western Australia has increased by 6,186 (11.0%), and the unemployment rate has increased by 0.4 percentage points.
- Total *underutilisation* has decreased by 972 (-0.7%) to 145,997 people, and the *underutilisation rate* decreased by 0.1 percentage points to 9.2%.
 - Over the past year, total underutilisation has decreased by 2,355 (-1.6%) and the underutilisation rate has decreased by 0.3 percentage points.

Nationally in March:

- Total *employment* increased by 31,734 (0.2%) to 13.88 million people.
 - Over the past year, employment in Australia has increased by 415,598 (3.0%).
- Total *unemployment* increased by 582 (0.1%) to 508,508 people and the *unemployment rate* remained steady at 3.5%.
 - Over the past year, unemployment in Australia has decreased by 40,976 (-8.1%) and the *unemployment rate* has decreased by 0.4 percentage points.
- Total *underutilisation* increased by 3,865 (0.3%) to 1.38 million people, and the *underutilisation rate* remained steady at 9.6%.
 - Over the past year, total underutilisation has decreased by 57,801 (-4.2%) and the underutilisation rate has decreased by 0.7 percentage points.

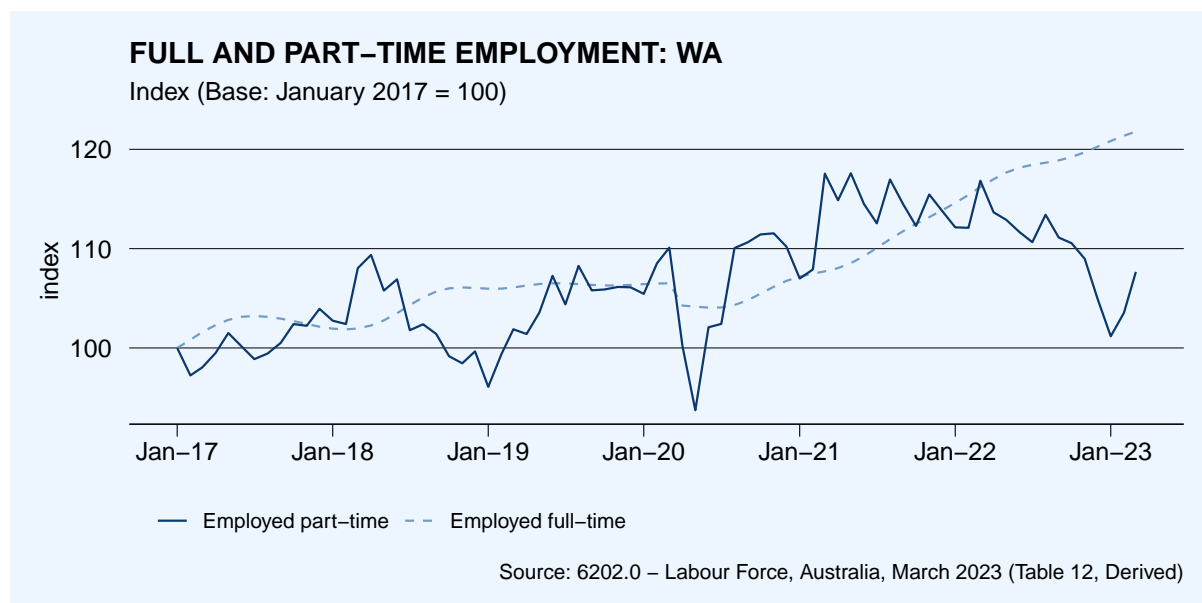
Employment

- In March, trend employment in Western Australia increased by 3,978 (0.3%) to 1.52 million people.
- Compared with March last year, total employment in Western Australia has increased by 12,844 (0.8%).
- Nationally, employment in increased by 31,734 (0.2%) to 13.88 million people.



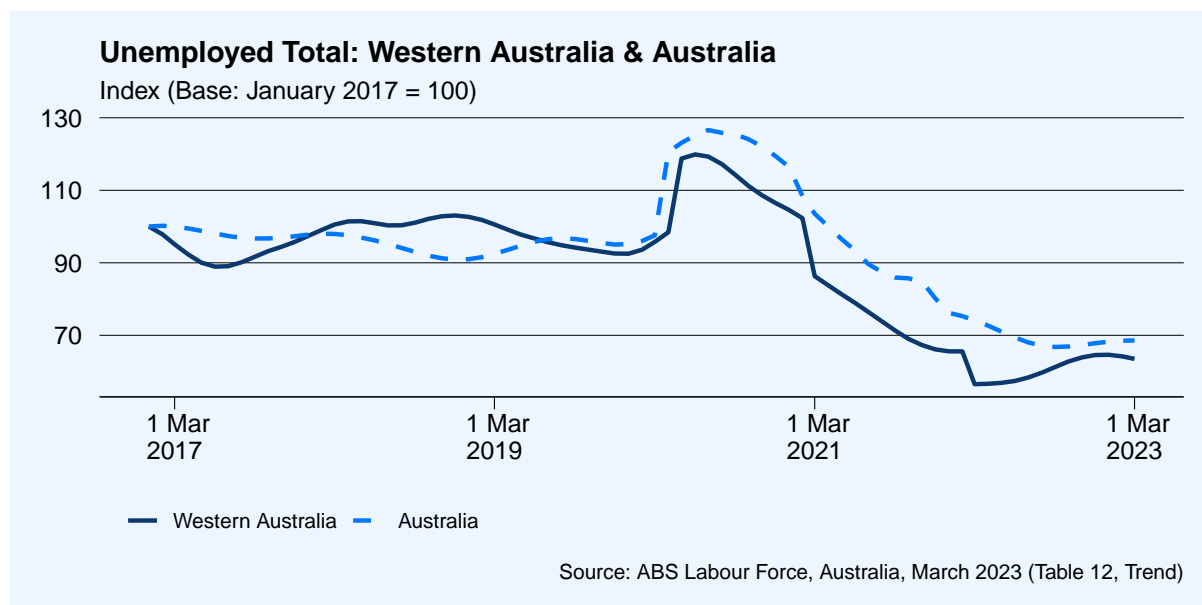
Full and Part Time Employment

- Full-time employment in Western Australia increased by 3,832 (0.4%) to 1.08 million in March, and has increased by 49,493 (4.6%) over the year.
- Part-time employment in Western Australia, in original terms increased by 17,321 (3.8%) to 453,185 in March. Part-time employment has decreased by 38,637 (-8.5%) over the last year.



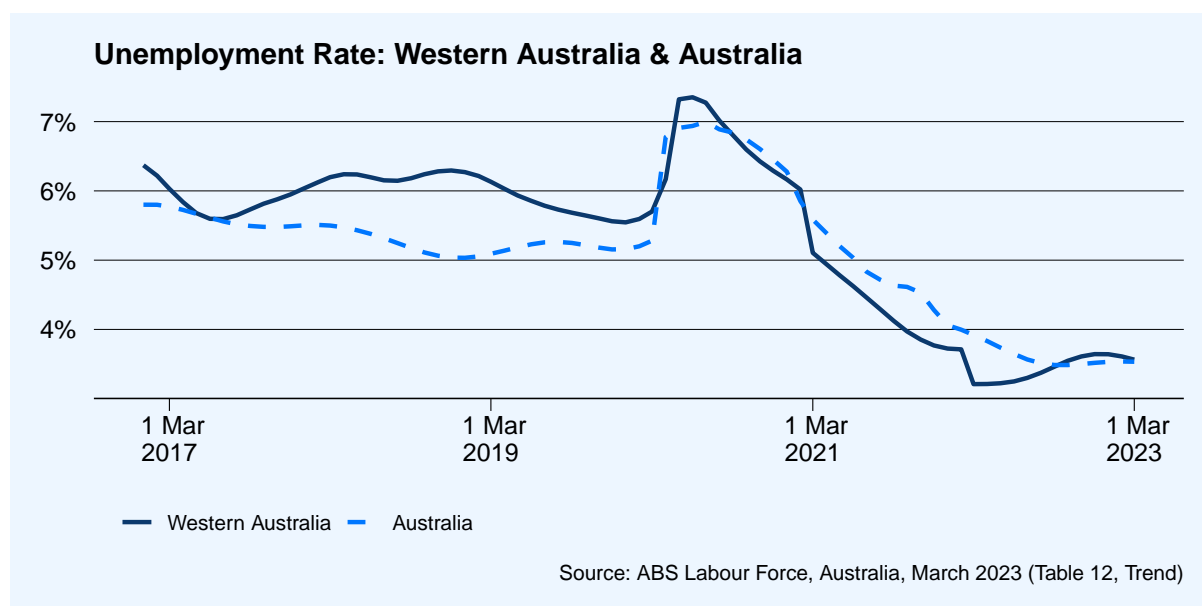
Unemployment

- In March, the total number of unemployed people in Western Australia decreased by 608 (-1.1%) to 56,313.
- Compared with March last year, unemployment in Western Australia has increased by 6,186 (11.0%) people.
- Nationally, total unemployment in March increased by 582 (0.1%) to 508,508 people.



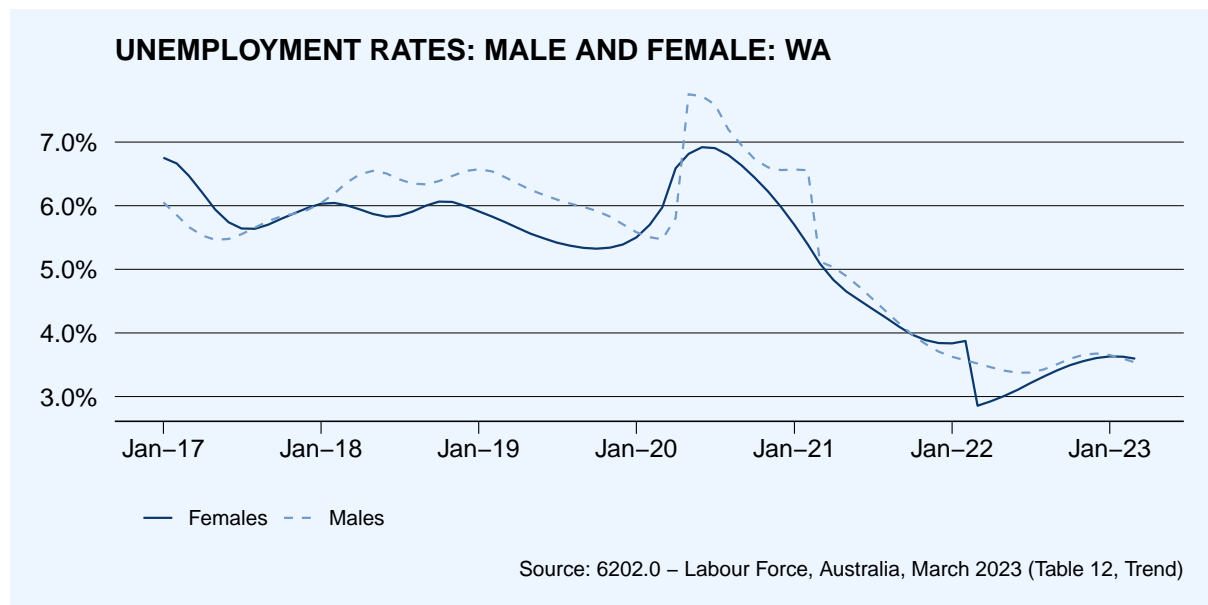
Unemployment Rate

- In March, the trend unemployment rate in Western Australia remained steady at 3.6%.
- Compared with March last year, the unemployment rate in Western Australia has increased by 0.4 percentage points.
- Nationally, unemployment remained steady at 3.5%



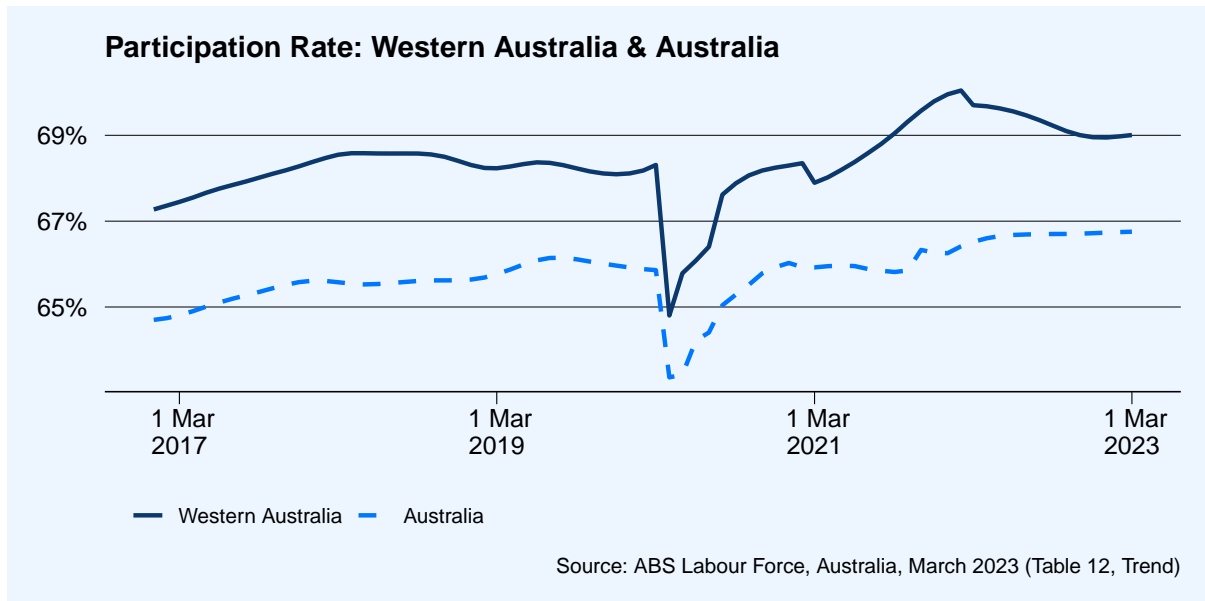
Male and Female Unemployment Rates

- In March, the trend unemployment rate for males in Western Australia decreased by 0.1 percentage points to 3.5%.
- Compared with March last year male unemployment in Western Australia has remained steady at 3.5%.
- In the same period, the trend unemployment rate for females in remained steady at 3.6%.
- Compared with March last year female unemployment in Western Australia has increased by 0.7 percentage points.



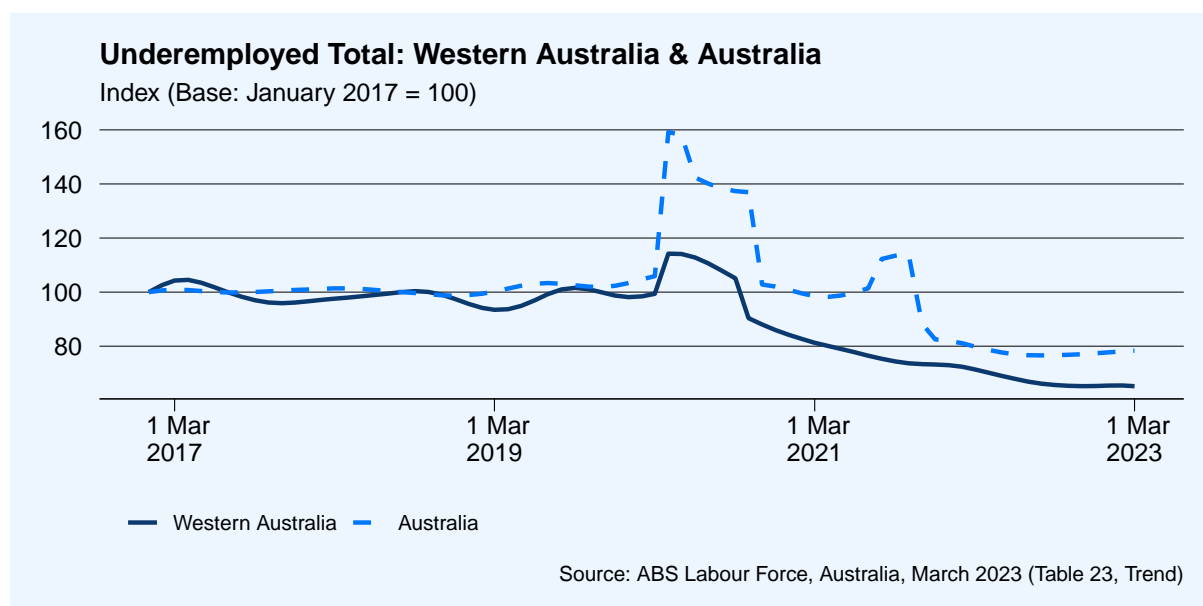
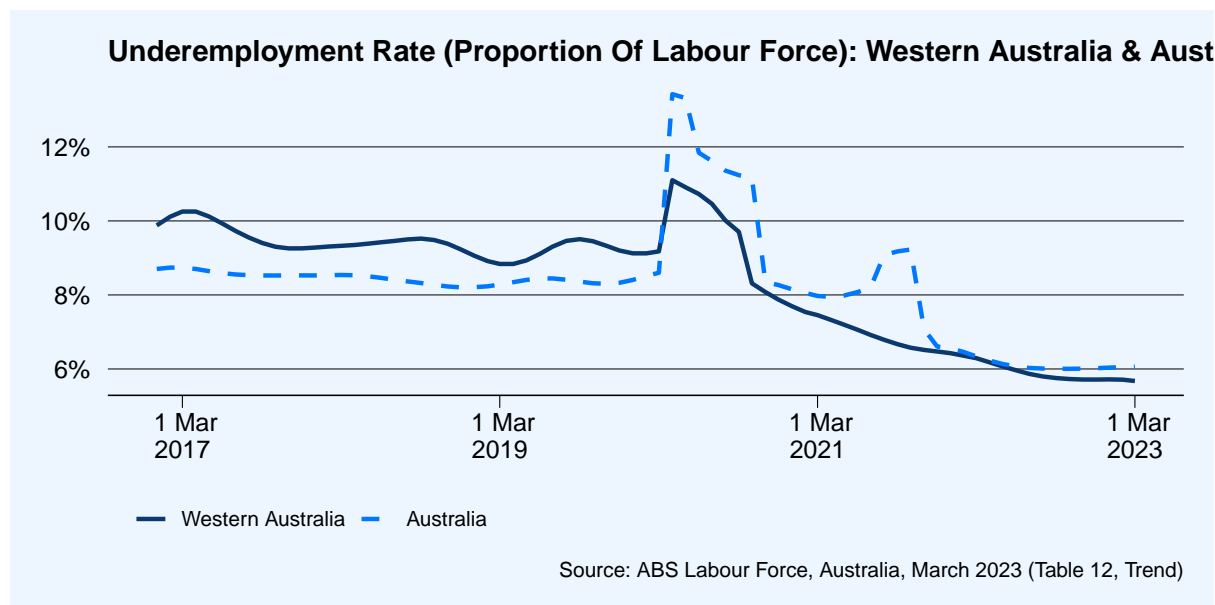
Participation Rate

- The participation rate remained steady at 69.0%.
- Over the past year, the participation rate has decreased by 0.7 percentage points.
- Nationally, the participation rate in March increased by 0.1 percentage points to 66.8%.



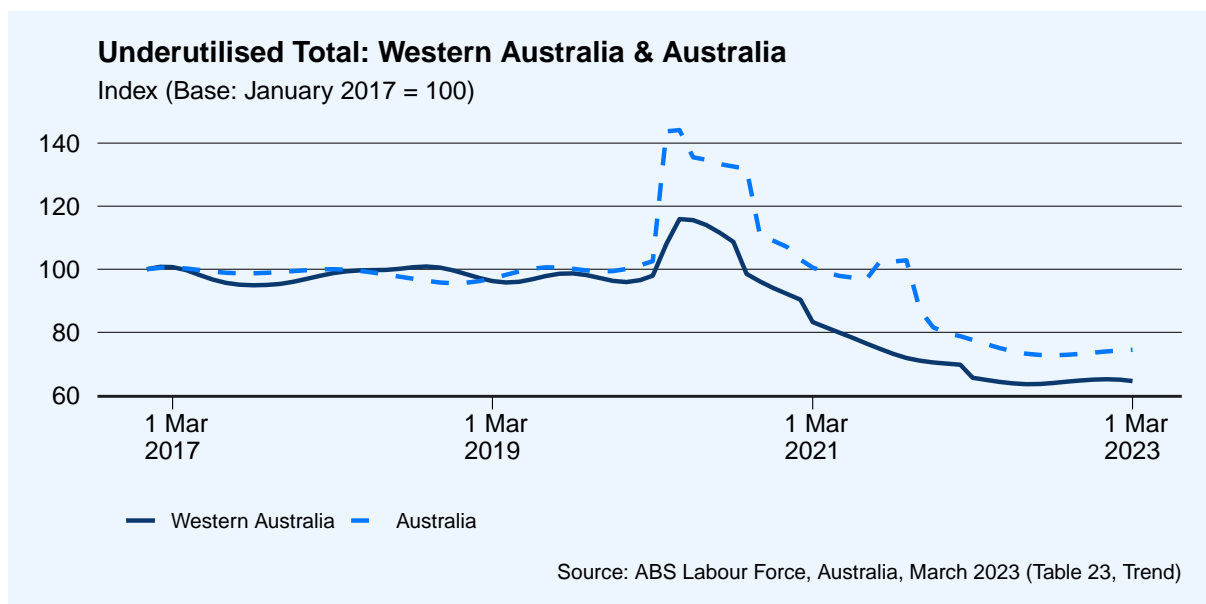
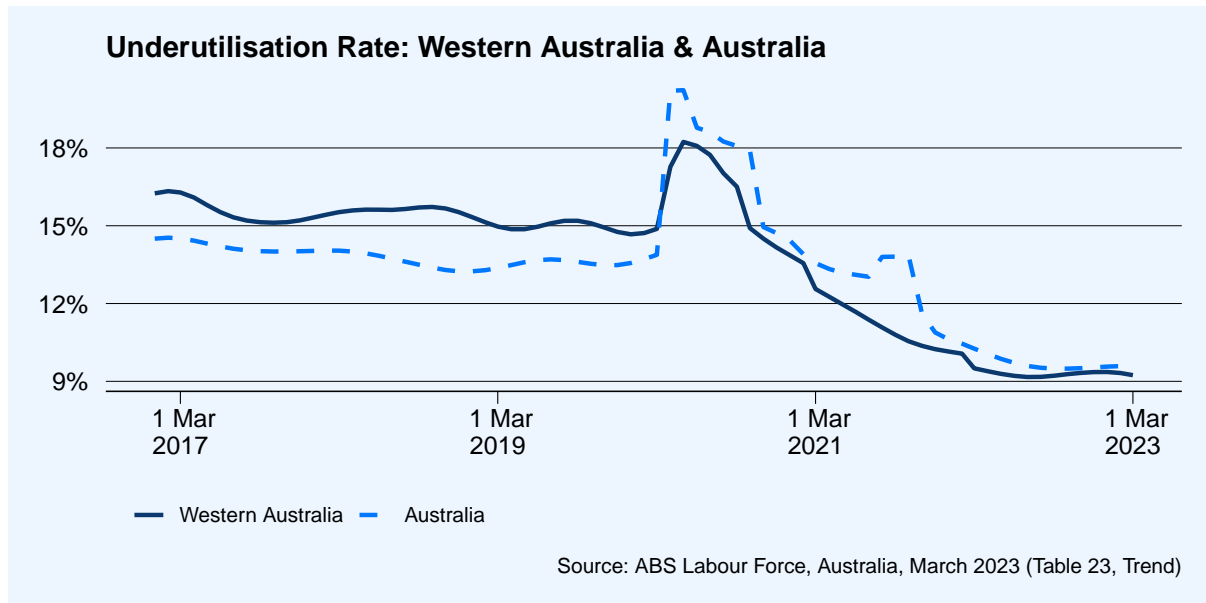
Underemployment

- The underemployment rate remained steady at 5.7%. The total number of people underemployed has decreased by 364 (-0.4%) to 89,683 people.
- Over the past year, total underemployment has decreased by 8,541 (-9.5%).
- Nationally, the underemployment rate in March increased by 0.1 percentage points to 6.1% and the total number of people underemployed increased by 3,283 (0.4%) to 871,842.



Underutilisation

- The underutilisation rate decreased by 0.1 percentage points to 9.2%. Over the past month, the number of underutilised people has decreased by 972 (-0.7%) to 145,997.
- Over the past year, underutilisation in Western Australia has decreased by 2,355 (-1.6%).
- Nationally the underutilisation rate in March remained steady at 9.6%, and the total number of underutilised people increased by 3,865 (0.3%) to 1.38 million.



Hours Worked

- The total number of hours worked in all jobs increased by 695,596 (0.3%) to 214.73 million.
- Over the past year, the number of hours worked in Western Australia has increased by 6.39 million (3.0%).
- Nationally, the total number of hours worked in March increased by 4.76 million (0.2%) to 1,910 million.

